

NX-series Analog Input Unit

NX-AD

CSM_NX-AD_DS_E_1_1

Analog Inputs to meet all machine control needs; from general-purpose inputs to high-speed synchronous, high-resolution units

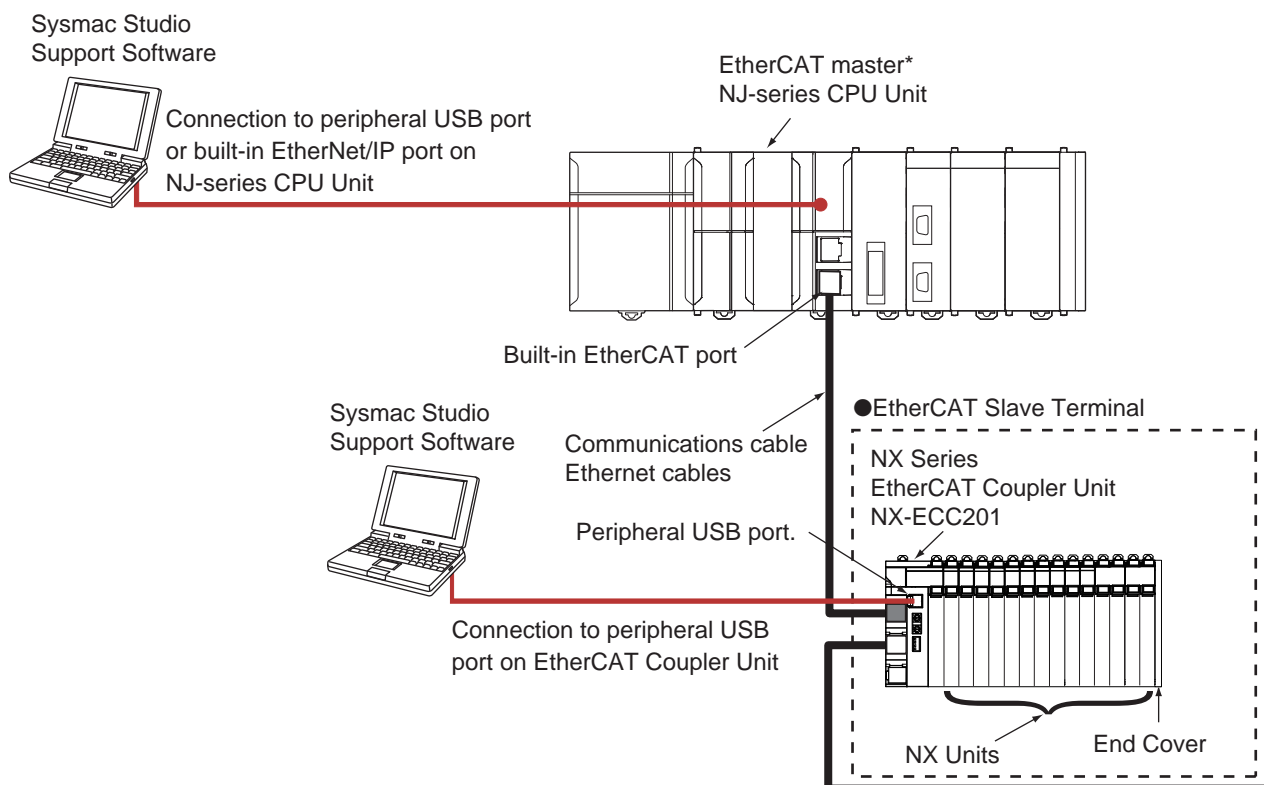
- Analog Input Units for the NX-series modular I/O system.
- Connect to other NX-series I/O Units and EtherCAT Coupler units using the high-speed NX-bus.
- Separate modules for voltage- and current inputs.



Features

- Up to eight analog inputs per unit.
- Free-run refreshing or synchronous I/O refreshing can be selected using the NX-series EtherCAT Coupler.
- Input update cycles of 10 μ s per channel, and a resolution of 1/30000, ideal for high-speed measurement and, high-precision control.
- All basic models are available as single-ended and differential-input types.
- The screwless terminal block is detachable for easy commissioning and maintenance.
- Screwless push-in terminal block significantly reduces wiring work.
- All models are just 12 mm wide, saving space in your cabinet.

System Configuration



* OMRON CJ1W-NC□81/□82 Position Control Units cannot be connected to the EtherCAT Slave Terminal even though they support EtherCAT.



Sysmac® is a trademark or registered trademark of OMRON Corporation in Japan and other countries for OMRON factory automation products. EtherCAT® is a registered trademark of Beckhoff Automation GmbH for their patented technology. Other company names and product names in this document are the trademarks or registered trademarks of their respective companies.

Ordering Information

International Standards

- The standards are abbreviated as follows: U: UL, U1: UL (Class I Division 2 Products for Hazardous Locations), C: CSA, UC: cULus, UC1: cULus (Class I Division 2 Products for Hazardous Locations), CU: cUL, N: NK, L: Lloyd, CE: EC Directives, and KC: KC Registration.
- Contact your OMRON representative for further details and applicable conditions for these standards.

Analog Input Unit

Unit type	Product Name	Specification									NX Unit power consumption	Model	Standards
		Capacity	Input range	Resolution	Conversion value, decimal number (0 to 100%)	Over all accuracy (25°C)	Input method	Conversion time	Input impedance	I/O refreshing method			
NX Series Analog Input Unit	Voltage Input Unit 	2 points	-10 to +10V	1/8000	-4000 to 4000	±0.2% (full scale)	Single-ended input	250 μs/point	1MΩ min.	Free-Run refreshing	1.05W max.	NX-AD2603	UC1, CE, KC
							Differential Input				1.05W max.		
		1/30000		-15000 to 15000	±0.1% (full scale)	Differential Input	10 μs/point	Selectable Synchronous I/O refreshing or Free-Run refreshing		1.05W max.	NX-AD2608		
						1/8000		-4000 to 4000		±0.2% (full scale)		Single-ended input	
		4 points		1/30000	-15000 to 15000	±0.1% (full scale)	Differential Input	10 μs/point		Selectable Synchronous I/O refreshing or Free-Run refreshing	1.10W max.	NX-AD3608	
							1/8000			-4000 to 4000	±0.2% (full scale)		
	8 points	1/30000	-15000 to 15000	±0.1% (full scale)	Differential Input	10 μs/point	Selectable Synchronous I/O refreshing or Free-Run refreshing	1.15W max.	NX-AD4608				
					1/8000		-4000 to 4000	±0.2% (full scale)		Single-ended input	250 μs/point	Free-Run refreshing	
	Current Input Unit 	2 points	4 to 20mA	1/8000	0 to 8000	±0.2% (full scale)	Single-ended input	250 μs/point	250Ω	Free-Run refreshing			
							Differential Input				0.90W max.	NX-AD2204	
		1/30000		0 to 30000	±0.1% (full scale)	Differential Input	10 μs/point	Selectable Synchronous I/O refreshing or Free-Run refreshing		0.90W max.	NX-AD2208		
						1/8000		0 to 8000		±0.2% (full scale)		Single-ended input	
4 points		1/30000		0 to 30000	±0.1% (full scale)	Differential Input	10 μs/point	Selectable Synchronous I/O refreshing or Free-Run refreshing		0.95W max.	NX-AD3208		
						1/8000		0 to 8000		±0.2% (full scale)		Single-ended input	250 μs/point
8 points	1/30000	0 to 30000	±0.1% (full scale)	Differential Input	10 μs/point	Selectable Synchronous I/O refreshing or Free-Run refreshing	1.05W max.	NX-AD4204					
				1/8000		0 to 8000	±0.2% (full scale)		Single-ended input	250 μs/point	Free-Run refreshing	1.10W max.	NX-AD4208
1/30000	0 to 30000	±0.1% (full scale)	Differential Input	10 μs/point	Selectable Synchronous I/O refreshing or Free-Run refreshing	1.10W max.	NX-AD4208						

Option

Product Name	Specification	Model	Standards
Unit/Terminal Block Coding Pins	For 10 Units (Terminal Block: 30 pins, Unit: 30 pins)	NX-AUX02	---

Accessories


Not included.

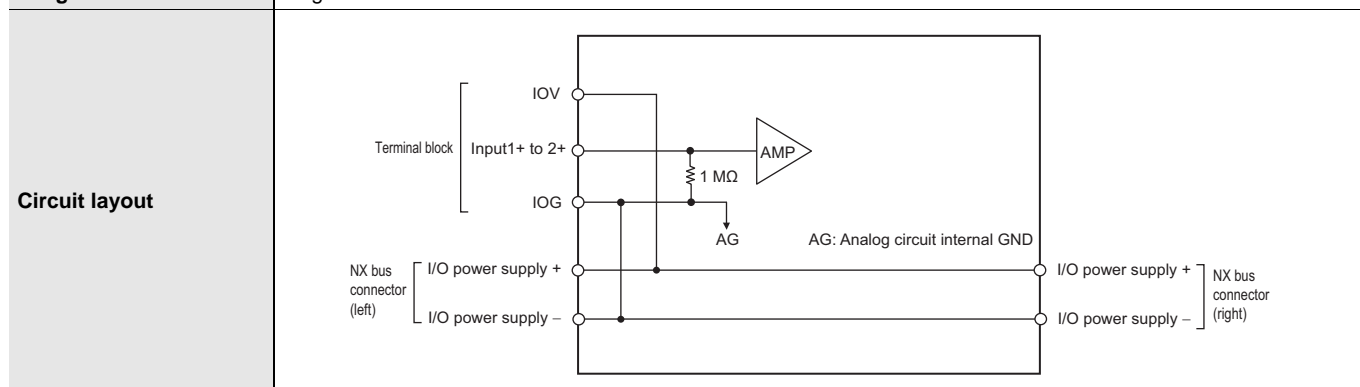
General Specification

Item		Specification
Enclosure		Mounted in a panel
Grounding method		Ground to 100 Ω or less
Operating environment	Ambient operating temperature	0 to 55°C
	Ambient operating humidity	10% to 95% (with no condensation or icing)
	Atmosphere	Must be free from corrosive gases.
	Ambient storage temperature	-25 to 70°C (with no condensation or icing)
	Altitude	2,000 m max.
	Pollution degree	2 or less: Conforms to JIS B3502 and IEC 61131-2.
	Noise immunity	2 kV on power supply line (Conforms to IEC61000-4-4.)
	Overvoltage category	Category II: Conforms to JIS B3502 and IEC 61131-2.
	EMC immunity level	Zone B
	Vibration resistance	Conforms to IEC 60068-2-6. 5 to 8.4 Hz with 3.5-mm amplitude, 8.4 to 150 Hz, acceleration of 9.8 m/s ² , 100 min each in X, Y, and Z directions (10 sweeps of 10 min each = 100 min total)
Shock resistance	Conforms to IEC 60068-2-27. 147 m/s ² , 3 times each in X, Y, and Z directions	
Applicable standards		cULus: Listed UL508 and ANSI/ISA 12.12.01 EC: EN 61131-2 and C-Tick, KC Registration

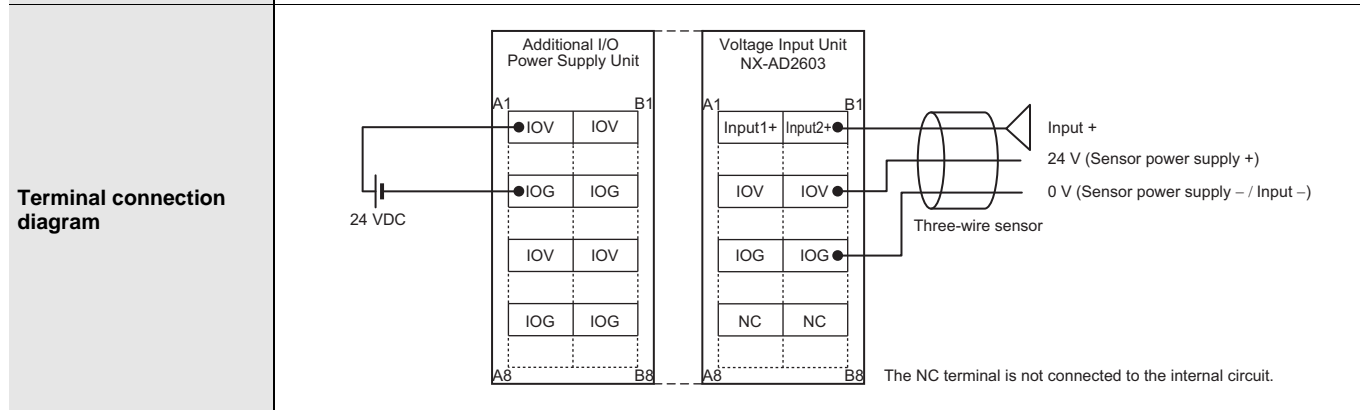
Analog Input Unit Specifications

Analog Input Unit (voltage input type) 2 points NX-AD2603

Unit name	Analog Input Unit (voltage input type)	Model	NX-AD2603	
Capacity	2 points	External connection terminals	Screwless clamping terminal block (8 terminals)	
I/O refreshing method	Free-Run refreshing			
Indicator	TS indicator 	Input method	Single-ended input	
		Input range	-10 to +10 V	
		Input conversion range	-5 to 105% (full scale)	
		Absolute maximum rating	±15 V	
		Input impedance	1 MΩ min.	
		Resolution	1/8000 (full scale)	
		Overall accuracy	25°C	±0.2% (full scale)
			0 to 55°C	±0.4% (full scale)
Conversion time	250 μs/point			
Dimensions	12 (W) x 100 (H) x 71 (D)	Isolation method	Between the input and the NX bus: Power = Transformer, Signal = Digital isolator (no isolation between inputs)	
Insulation resistance	20 MΩ min. between isolated circuits (at 100 VDC)	Dielectric strength	510 VAC between isolated circuits for 1 minute at a leakage current of 5 mA max.	
I/O power supply method	Supply from the NX bus	Current capacity of I/O power supply terminal	IOV: 0.1 A/terminal max., IOG: 0.1 A/terminal max.	
NX Unit power consumption	1.05 W max.	I/O current consumption	No consumption	
Weight	70 g max.			

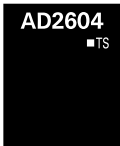


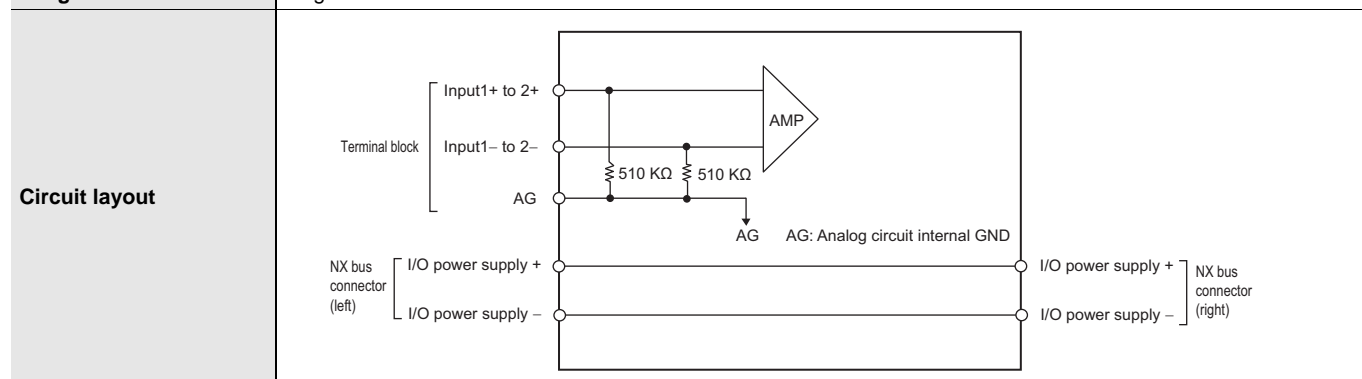
Installation orientation and restrictions
 Installation orientation: Possible in 6 orientations.
 Restrictions: No restrictions



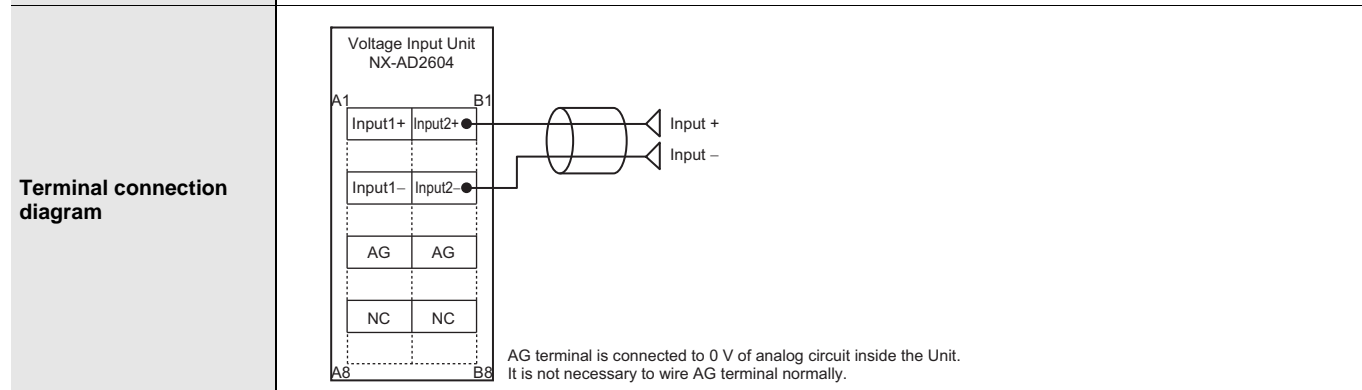
Input disconnection detection
 Not supported.

Analog Input Unit (voltage input type) 2 points NX-AD2604

Unit name	Analog Input Unit (voltage input type)	Model	NX-AD2604	
Capacity	2 points	External connection terminals	Screwless clamping terminal block (8 terminals)	
I/O refreshing method	Free-Run refreshing			
Indicator	TS indicator 	Input method	Differential Input	
		Input range	-10 to +10 V	
		Input conversion range	-5 to 105% (full scale)	
		Absolute maximum rating	±15 V	
		Input impedance	1 MΩ min.	
		Resolution	1/8000 (full scale)	
		Overall accuracy	25°C	±0.2% (full scale)
			0 to 55°C	±0.4% (full scale)
Conversion time	250 μs/point			
Dimensions	12 (W) x 100 (H) x 71 (D)	Isolation method	Between the input and the NX bus: Power = Transformer, Signal = Digital isolator (no isolation between inputs)	
Insulation resistance	20 MΩ min. between isolated circuits (at 100 VDC)	Dielectric strength	510 VAC between isolated circuits for 1 minute at a leakage current of 5 mA max.	
I/O power supply method	No supply	Current capacity of I/O power supply terminal	Without I/O power supply terminals	
NX Unit power consumption	1.05 W max.	I/O current consumption	No consumption	
Weight	70 g max.			

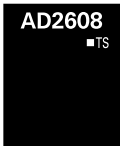


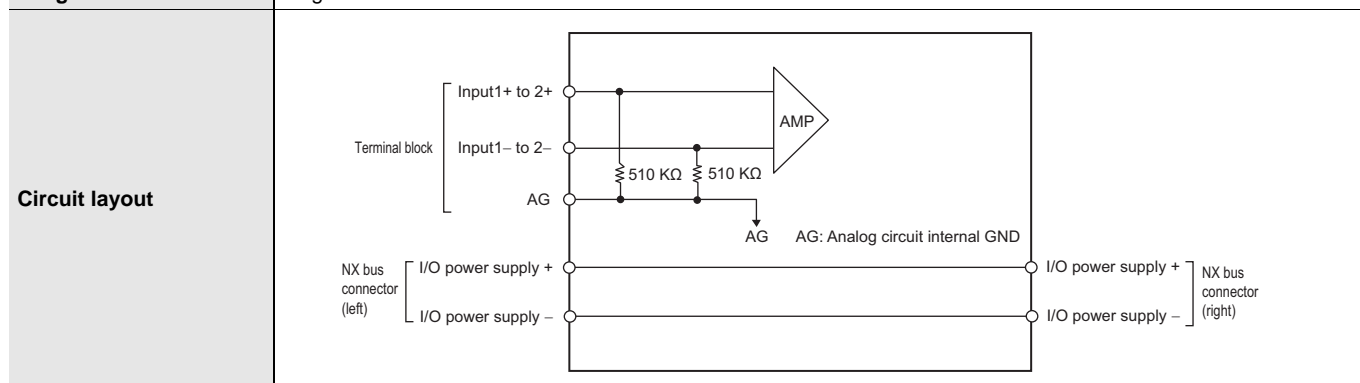
Installation orientation and restrictions
 Installation orientation: Possible in 6 orientations.
 Restrictions: No restrictions



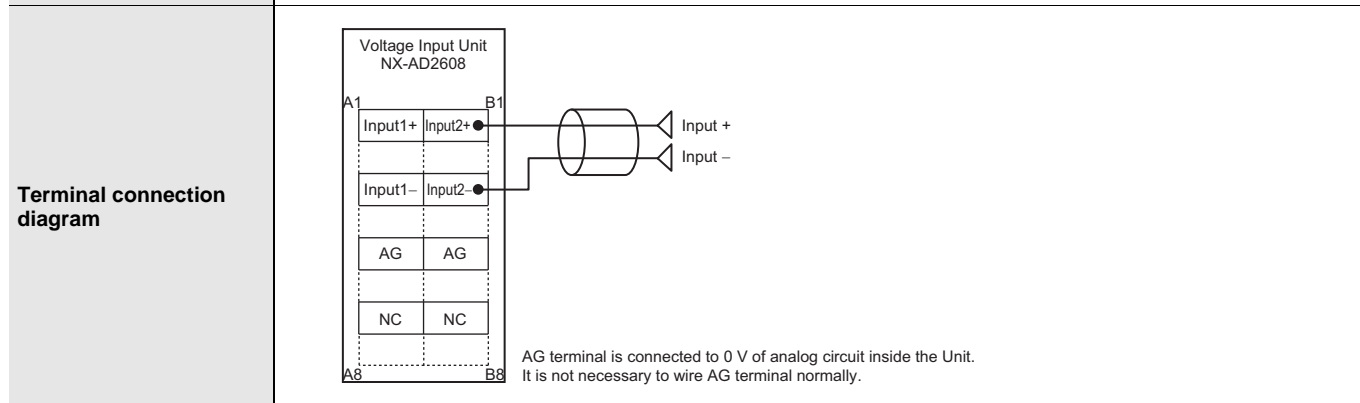
Input disconnection detection
 Not supported.

Analog Input Unit (voltage input type) 2 points NX-AD2608

Unit name	Analog Input Unit (voltage input type)	Model	NX-AD2608	
Capacity	2 points	External connection terminals	Screwless clamping terminal block (8 terminals)	
I/O refreshing method	Selectable Synchronous I/O refreshing or Free-Run refreshing			
Indicator		Input method	Differential Input	
		Input range	-10 to +10 V	
		Input conversion range	-5 to 105% (full scale)	
		Absolute maximum rating	±15 V	
		Input impedance	1 MΩ min.	
		Resolution	1/30000 (full scale)	
		Overall accuracy	25°C	±0.1% (full scale)
			0 to 55°C	±0.2% (full scale)
Conversion time	10 μs/point			
Dimensions	12 (W) x 100 (H) x 71 (D)	Isolation method	Between the input and the NX bus: Power = Transformer, Signal = Digital isolator (no isolation between inputs)	
Insulation resistance	20 MΩ min. between isolated circuits (at 100 VDC)	Dielectric strength	510 VAC between isolated circuits for 1 minute at a leakage current of 5 mA max.	
I/O power supply method	No supply	Current capacity of I/O power supply terminal	Without I/O power supply terminals	
NX Unit power consumption	1.05 W max.	I/O current consumption	No consumption	
Weight	70 g max.			




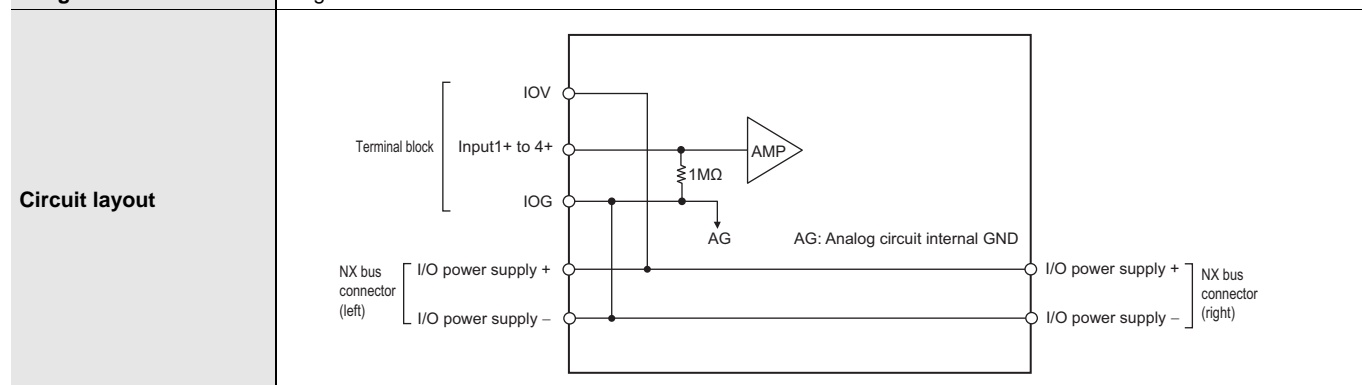
Installation orientation and restrictions
 Installation orientation: Possible in 6 orientations.
 Restrictions: No restrictions



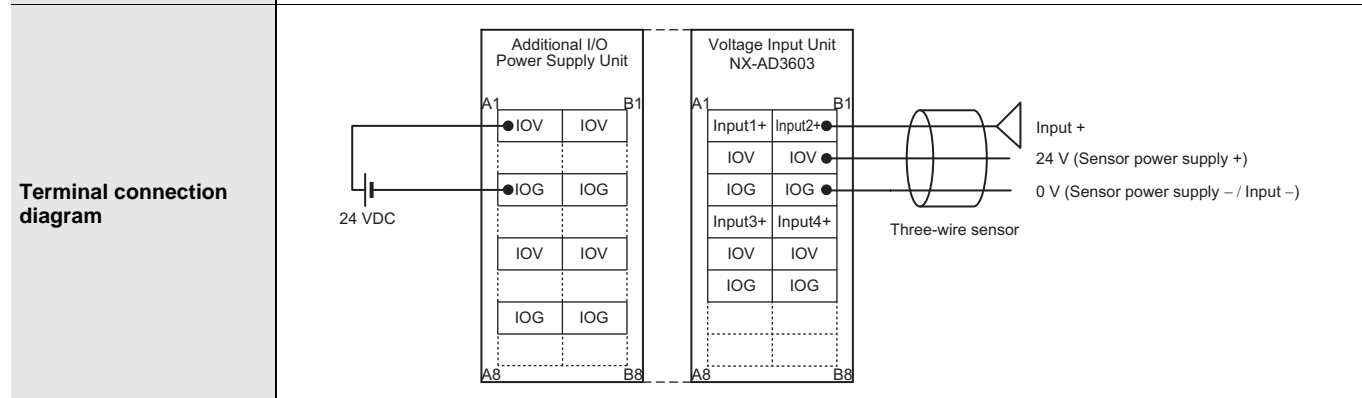
Input disconnection detection
 Not supported.

Analog Input Unit (voltage input type) 4 points NX-AD3603

Unit name	Analog Input Unit (voltage input type)	Model	NX-AD3603				
Capacity	4 points	External connection terminals	Screwless clamping terminal block (12 terminals)				
I/O refreshing method	Free-Run refreshing						
Indicator	TS indicator 	Input method	Single-ended input				
		Input range	-10 to +10 V				
		Input conversion range	-5 to 105% (full scale)				
		Absolute maximum rating	±15 V				
		Input impedance	1 MΩ min.				
		Resolution	1/8000 (full scale)				
		Overall accuracy	<table border="1"> <tr> <td>25°C</td> <td>±0.2% (full scale)</td> </tr> <tr> <td>0 to 55°C</td> <td>±0.4% (full scale)</td> </tr> </table>	25°C	±0.2% (full scale)	0 to 55°C	±0.4% (full scale)
		25°C	±0.2% (full scale)				
0 to 55°C	±0.4% (full scale)						
Conversion time	250 μs/point						
Dimensions	12 (W) x 100 (H) x 71 (D)	Isolation method	Between the input and the NX bus: Power = Transformer, Signal = Digital isolator (no isolation between inputs)				
Insulation resistance	20 MΩ min. between isolated circuits (at 100 VDC)	Dielectric strength	510 VAC between isolated circuits for 1 minute at a leakage current of 5 mA max.				
I/O power supply method	Supply from the NX bus	Current capacity of I/O power supply terminal	IOV: 0.1 A/terminal max., IOG: 0.1 A/terminal max.				
NX Unit power consumption	1.10 W max.	I/O current consumption	No consumption				
Weight	70 g max.						




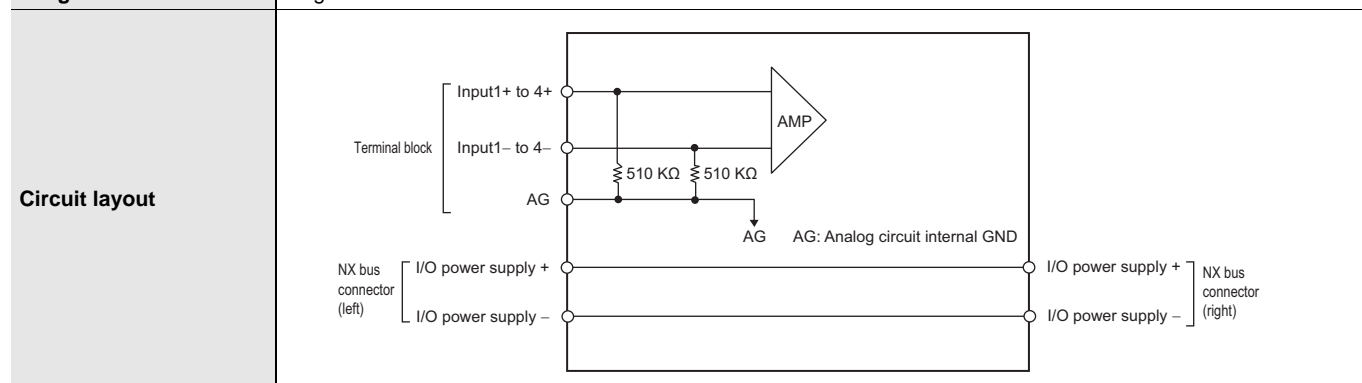
Installation orientation and restrictions
 Installation orientation: Possible in 6 orientations.
 Restrictions: No restrictions



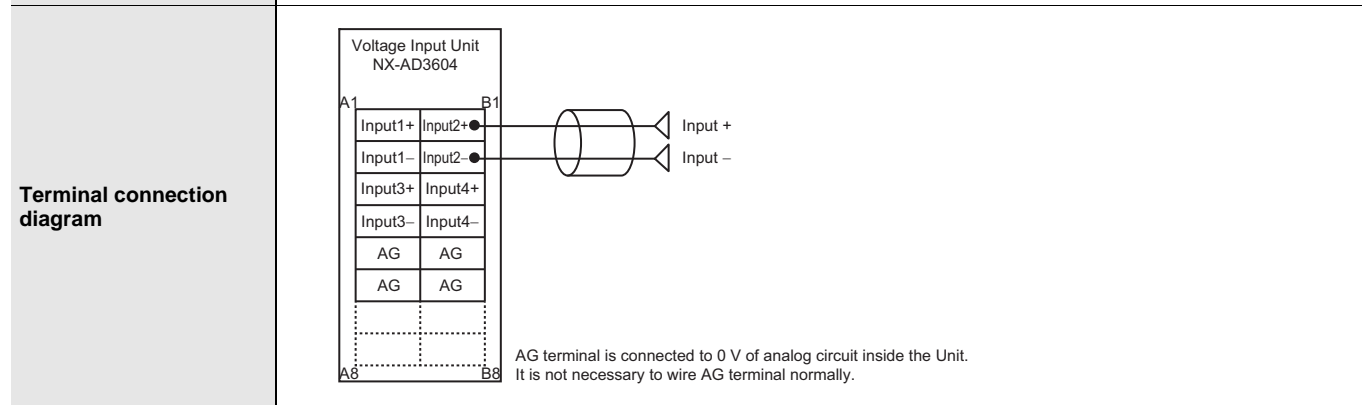
Input disconnection detection
 Not supported.

Analog Input Unit (voltage input type) 4 points NX-AD3604

Unit name	Analog Input Unit (voltage input type)	Model	NX-AD3604	
Capacity	4 points	External connection terminals	Screwless clamping terminal block (12 terminals)	
I/O refreshing method	Free-Run refreshing			
Indicator		Input method	Differential Input	
		Input range	-10 to +10 V	
		Input conversion range	-5 to 105% (full scale)	
		Absolute maximum rating	±15 V	
		Input impedance	1 MΩ min.	
		Resolution	1/8000 (full scale)	
		Overall accuracy	25°C	±0.2% (full scale)
			0 to 55°C	±0.4% (full scale)
Conversion time	250 μs/point			
Dimensions	12 (W) x 100 (H) x 71 (D)	Isolation method	Between the input and the NX bus: Power = Transformer, Signal = Digital isolator (no isolation between inputs)	
Insulation resistance	20 MΩ min. between isolated circuits (at 100 VDC)	Dielectric strength	510 VAC between isolated circuits for 1 minute at a leakage current of 5 mA max.	
I/O power supply method	No supply	Current capacity of I/O power supply terminal	Without I/O power supply terminals	
NX Unit power consumption	1.10 W max.	I/O current consumption	No consumption	
Weight	70 g max.			

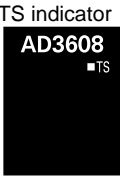


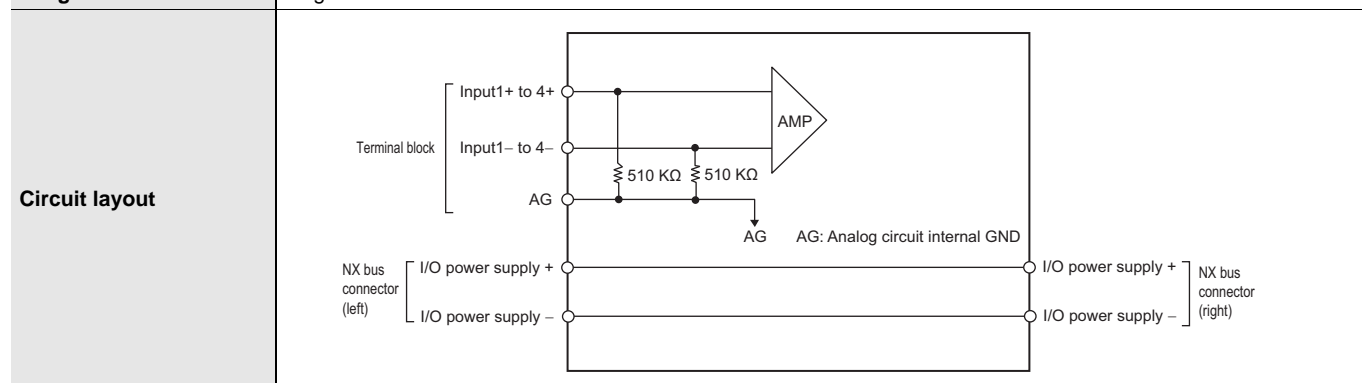
Installation orientation and restrictions
 Installation orientation: Possible in 6 orientations.
 Restrictions: No restrictions



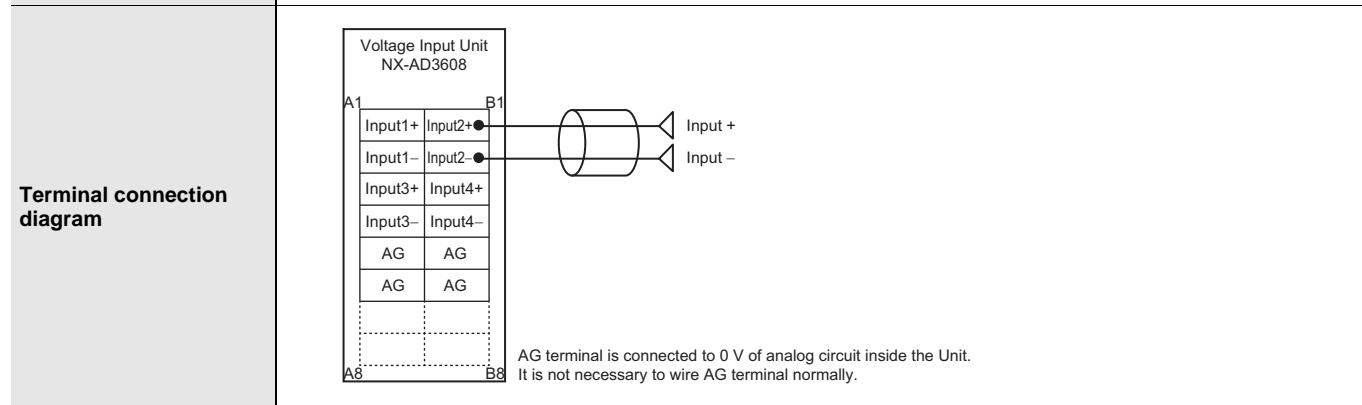
Input disconnection detection
 Not supported.

Analog Input Unit (voltage input type) 4 points NX-AD3608

Unit name	Analog Input Unit (voltage input type)	Model	NX-AD3608	
Capacity	4 points	External connection terminals	Screwless clamping terminal block (12 terminals)	
I/O refreshing method	Selectable Synchronous I/O refreshing or Free-Run refreshing			
Indicator		Input method	Differential Input	
		Input range	-10 to +10 V	
		Input conversion range	-5 to 105% (full scale)	
		Absolute maximum rating	±15 V	
		Input impedance	1 MΩ min.	
		Resolution	1/30000 (full scale)	
		Overall accuracy	25°C	±0.1% (full scale)
			0 to 55°C	±0.2% (full scale)
Conversion time	10 μs/point			
Dimensions	12 (W) x 100 (H) x 71 (D)	Isolation method	Between the input and the NX bus: Power = Transformer, Signal = Digital isolator (no isolation between inputs)	
Insulation resistance	20 MΩ min. between isolated circuits (at 100 VDC)	Dielectric strength	510 VAC between isolated circuits for 1 minute at a leakage current of 5 mA max.	
I/O power supply method	No supply	Current capacity of I/O power supply terminal	Without I/O power supply terminals	
NX Unit power consumption	1.10 W max.	I/O current consumption	No consumption	
Weight	70 g max.			

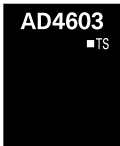


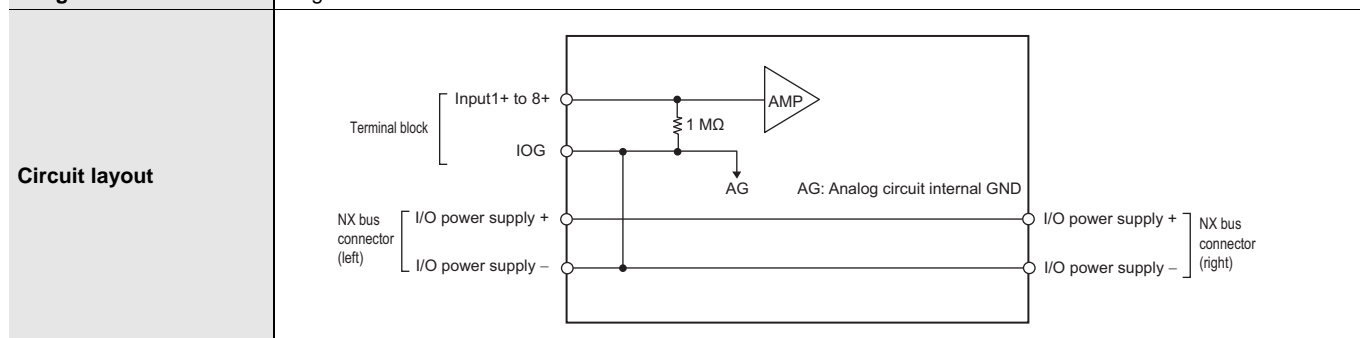
Installation orientation and restrictions
 Installation orientation: Possible in 6 orientations.
 Restrictions: No restrictions



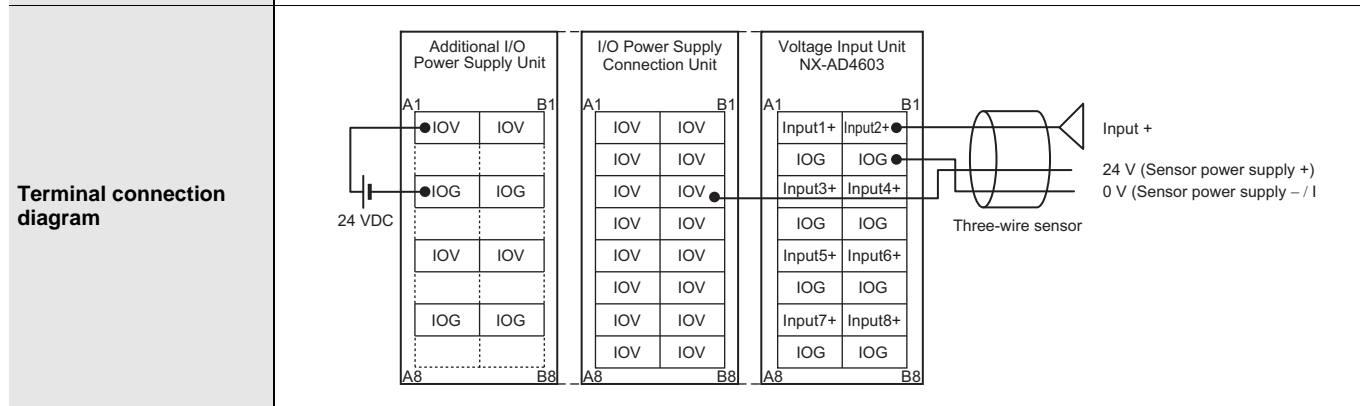
Input disconnection detection
 Not supported.

Analog Input Unit (voltage input type) 8 points NX-AD4603

Unit name	Analog Input Unit (voltage input type)	Model	NX-AD4603	
Capacity	8 points	External connection terminals	Screwless clamping terminal block (16 terminals)	
I/O refreshing method	Free-Run refreshing			
Indicator	TS indicator 	Input method	Single-ended input	
		Input range	-10 to +10 V	
		Input conversion range	-5 to 105% (full scale)	
		Absolute maximum rating	±15 V	
		Input impedance	1 MΩ min.	
		Resolution	1/8000 (full scale)	
		Overall accuracy	25°C	±0.2% (full scale)
			0 to 55°C	±0.4% (full scale)
Conversion time	250 μs/point			
Dimensions	12 (W) x 100 (H) x 71 (D)	Isolation method	Between the input and the NX bus: Power = Transformer, Signal = Digital isolator (no isolation between inputs)	
Insulation resistance	20 MΩ min. between isolated circuits (at 100 VDC)	Dielectric strength	510 VAC between isolated circuits for 1 minute at a leakage current of 5 mA max.	
I/O power supply method	Supply from the NX bus	Current capacity of I/O power supply terminal	I/OG: 0.1 A/terminal max.	
NX Unit power consumption	1.15 W max.	I/O current consumption	No consumption	
Weight	70 g max.			

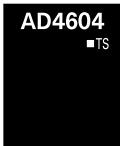


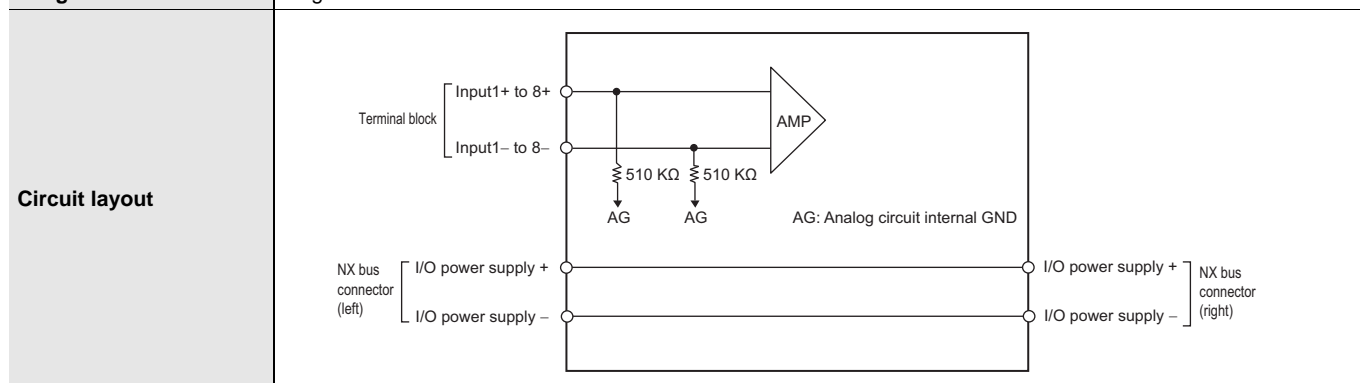
Installation orientation and restrictions
 Installation orientation: Possible in 6 orientations.
 Restrictions: No restrictions



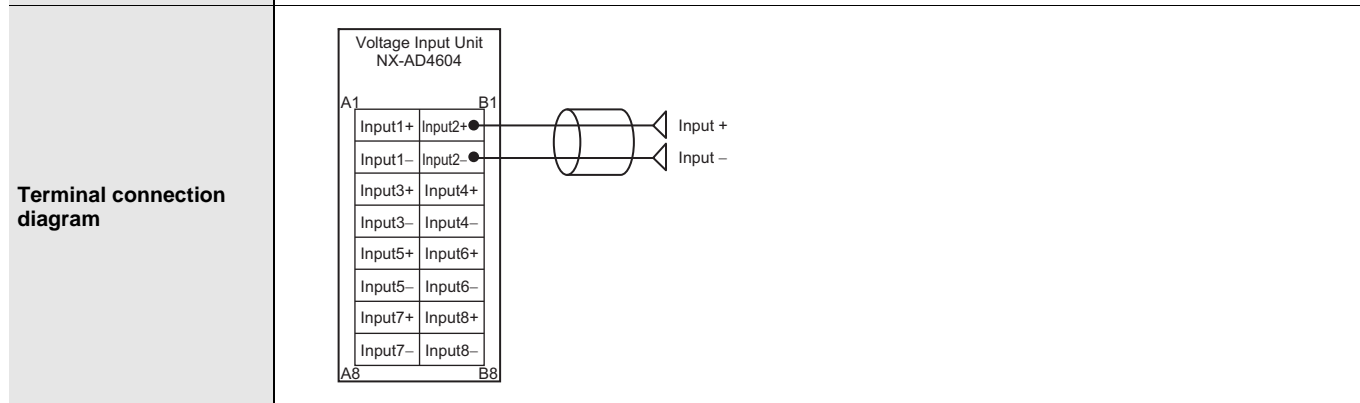
Input disconnection detection
 Not supported.

Analog Input Unit (voltage input type) 8 points NX-AD4604

Unit name	Analog Input Unit (voltage input type)	Model	NX-AD4604	
Capacity	8 points	External connection terminals	Screwless clamping terminal block (16 terminals)	
I/O refreshing method	Free-Run refreshing			
Indicator	TS indicator 	Input method	Differential Input	
		Input range	-10 to +10 V	
		Input conversion range	-5 to 105% (full scale)	
		Absolute maximum rating	±15 V	
		Input impedance	1 MΩ min.	
		Resolution	1/8000 (full scale)	
		Overall accuracy	25°C	±0.2% (full scale)
			0 to 55°C	±0.4% (full scale)
Conversion time	250 μs/point			
Dimensions	12 (W) x 100 (H) x 71 (D)	Isolation method	Between the input and the NX bus: Power = Transformer, Signal = Digital isolator (no isolation between inputs)	
Insulation resistance	20 MΩ min. between isolated circuits (at 100 VDC)	Dielectric strength	510 VAC between isolated circuits for 1 minute at a leakage current of 5 mA max.	
I/O power supply method	No supply	Current capacity of I/O power supply terminal	Without I/O power supply terminals	
NX Unit power consumption	1.15 W max.	I/O current consumption	No consumption	
Weight	70 g max.			

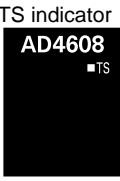


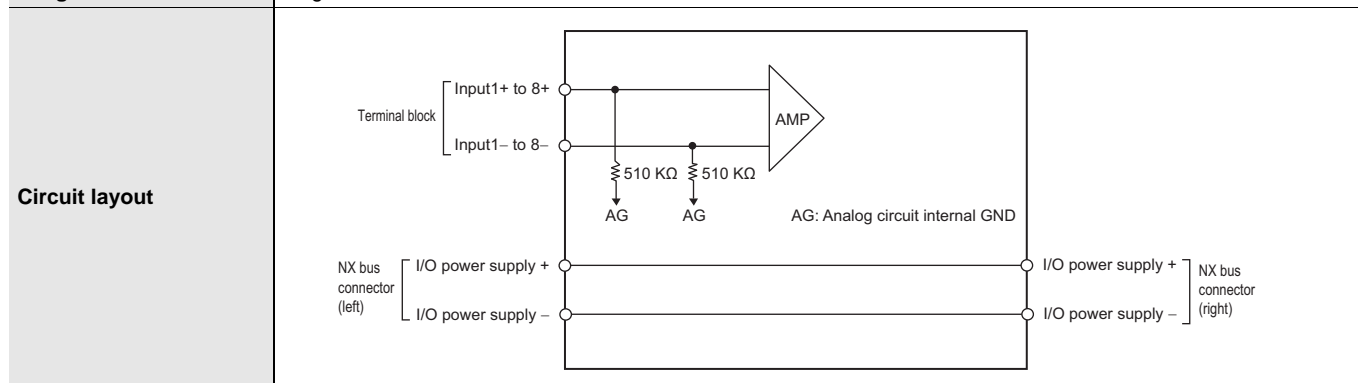
Installation orientation and restrictions
 Installation orientation: Possible in 6 orientations.
 Restrictions: No restrictions



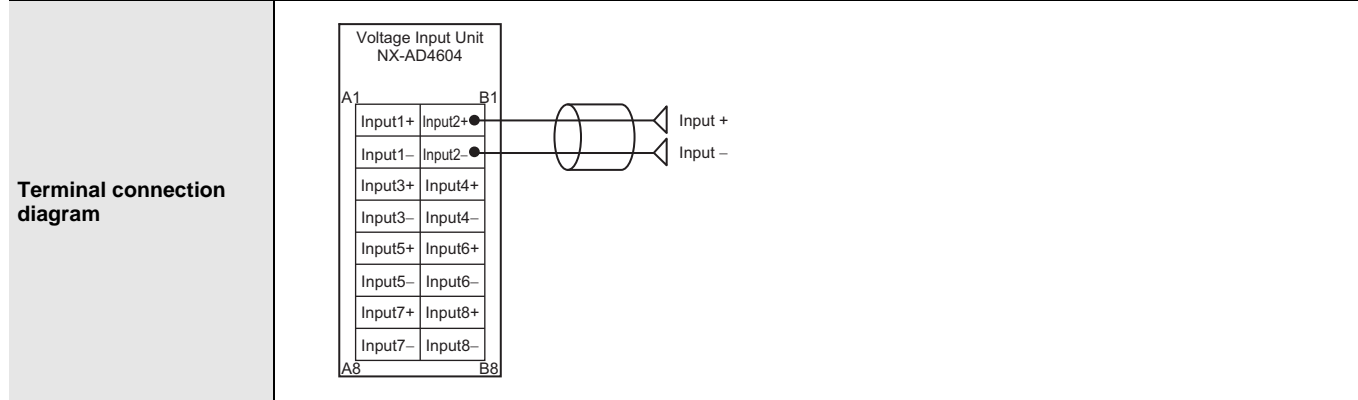
Input disconnection detection
 Not supported.

Analog Input Unit (voltage input type) 8 points NX-AD4608

Unit name	Analog Input Unit (voltage input type)	Model	NX-AD4608	
Capacity	8 points	External connection terminals	Screwless clamping terminal block (16 terminals)	
I/O refreshing method	Selectable Synchronous I/O refreshing or Free-Run refreshing			
Indicator		Input method	Differential Input	
		Input range	-10 to +10 V	
		Input conversion range	-5 to 105% (full scale)	
		Absolute maximum rating	±15 V	
		Input impedance	1 MΩ min.	
		Resolution	1/30000 (full scale)	
		Overall accuracy	25°C	±0.1% (full scale)
			0 to 55°C	±0.2% (full scale)
Conversion time	10 μs/point			
Dimensions	12 (W) x 100 (H) x 71 (D)	Isolation method	Between the input and the NX bus: Power = Transformer, Signal = Digital isolator (no isolation between inputs)	
Insulation resistance	20 MΩ min. between isolated circuits (at 100 VDC)	Dielectric strength	510 VAC between isolated circuits for 1 minute at a leakage current of 5 mA max.	
I/O power supply method	No supply	Current capacity of I/O power supply terminal	Without I/O power supply terminals	
NX Unit power consumption	1.15 W max.	I/O current consumption	No consumption	
Weight	70 g max.			




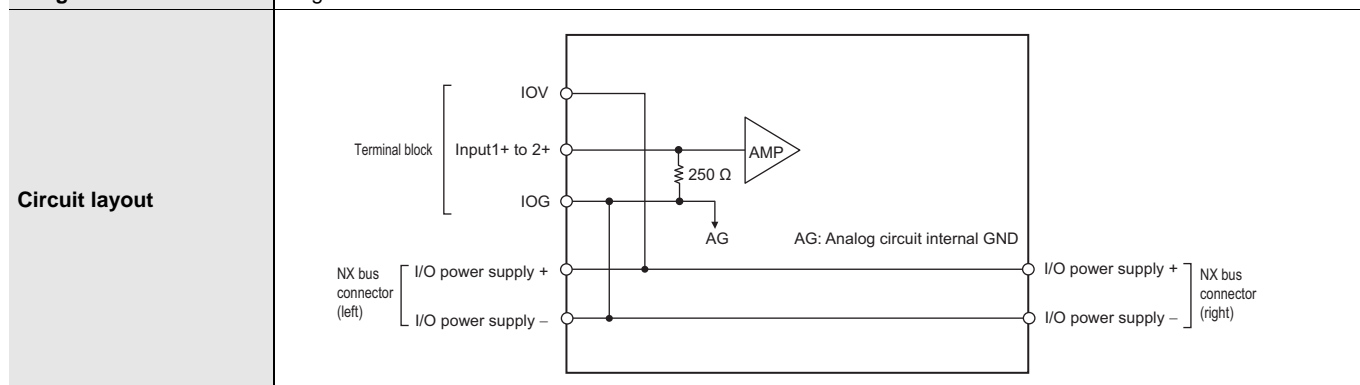
Installation orientation and restrictions
 Installation orientation: Possible in 6 orientations.
 Restrictions: No restrictions



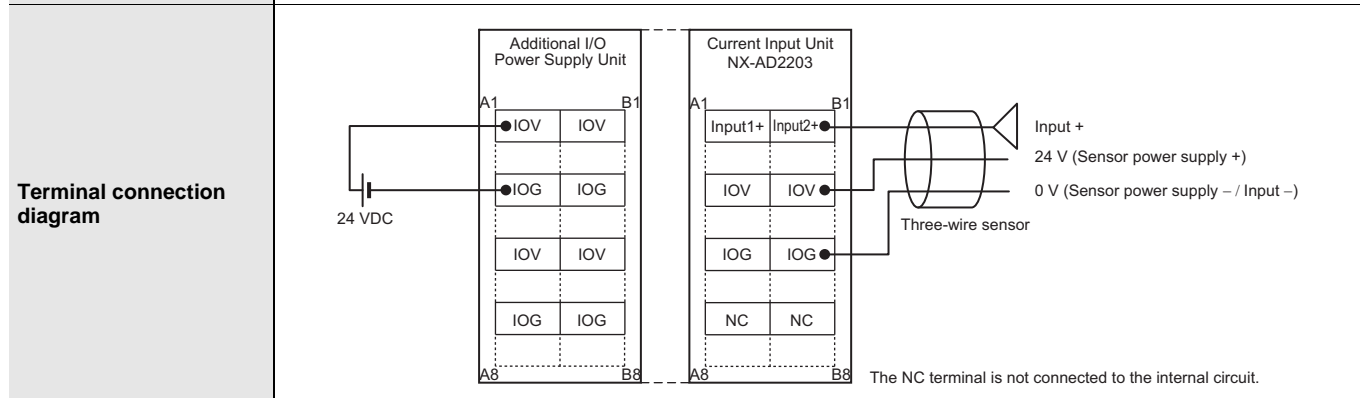
Input disconnection detection
 Not supported.

Analog Input Unit (current input type) 2 points NX-AD2203

Unit name	Analog Input Unit (current input type)	Model	NX-AD2203	
Capacity	2 points	External connection terminals	Screwless clamping terminal block (8 terminals)	
I/O refreshing method	Free-Run refreshing			
Indicator	TS indicator 	Input method	Single-ended input	
		Input range	4 to 20 mA	
		Input conversion range	-5 to 105% (full scale)	
		Absolute maximum rating	±30 mA	
		Input impedance	250 Ω min.	
		Resolution	1/8000 (full scale)	
		Overall accuracy	25°C	±0.2% (full scale)
			0 to 55°C	±0.4% (full scale)
Conversion time	250 μs/point			
Dimensions	12 (W) x 100 (H) x 71 (D)	Isolation method	Between the input and the NX bus: Power = Transformer, Signal = Digital isolator (no isolation between inputs)	
Insulation resistance	20 MΩ min. between isolated circuits (at 100 VDC)	Dielectric strength	510 VAC between isolated circuits for 1 minute at a leakage current of 5 mA max.	
I/O power supply method	Supply from the NX bus	Current capacity of I/O power supply terminal	IOV: 0.1 A/terminal max., IOG: 0.1 A/terminal max.	
NX Unit power consumption	0.90 W max.	I/O current consumption	No consumption	
Weight	70 g max.			




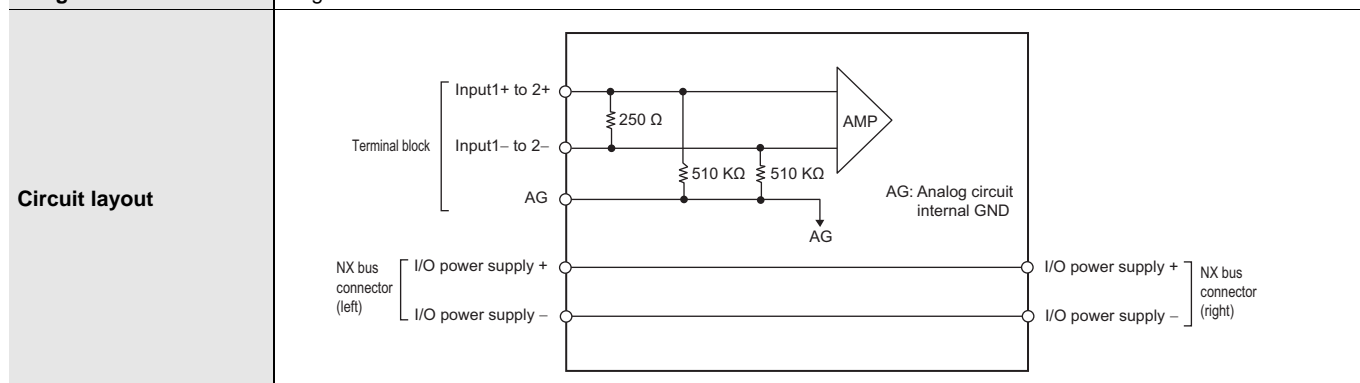
Installation orientation and restrictions
 Installation orientation: Possible in 6 orientations.
 Restrictions: No restrictions



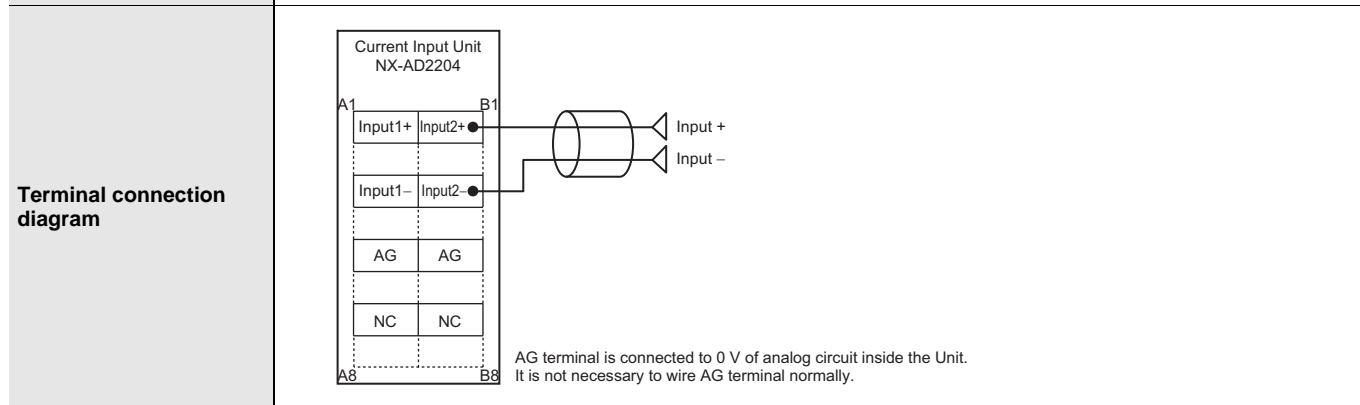
Input disconnection detection
 Supported.

Analog Input Unit (current input type) 2 points NX-AD2204

Unit name	Analog Input Unit (current input type)	Model	NX-AD2204	
Capacity	2 points	External connection terminals	Screwless clamping terminal block (8 terminals)	
I/O refreshing method	Free-Run refreshing			
Indicator	TS indicator 	Input method	Differential Input	
		Input range	4 to 20 mA	
		Input conversion range	-5 to 105% (full scale)	
		Absolute maximum rating	±30 mA	
		Input impedance	250 Ω min.	
		Resolution	1/8000 (full scale)	
		Overall accuracy	25°C	±0.2% (full scale)
			0 to 55°C	±0.4% (full scale)
Conversion time	250 μs/point			
Dimensions	12 (W) x 100 (H) x 71 (D)	Isolation method	Between the input and the NX bus: Power = Transformer, Signal = Digital isolator (no isolation between inputs)	
Insulation resistance	20 MΩ min. between isolated circuits (at 100 VDC)	Dielectric strength	510 VAC between isolated circuits for 1 minute at a leakage current of 5 mA max.	
I/O power supply method	No supply	Current capacity of I/O power supply terminal	Without I/O power supply terminals	
NX Unit power consumption	0.90 W max.	I/O current consumption	No consumption	
Weight	70 g max.			




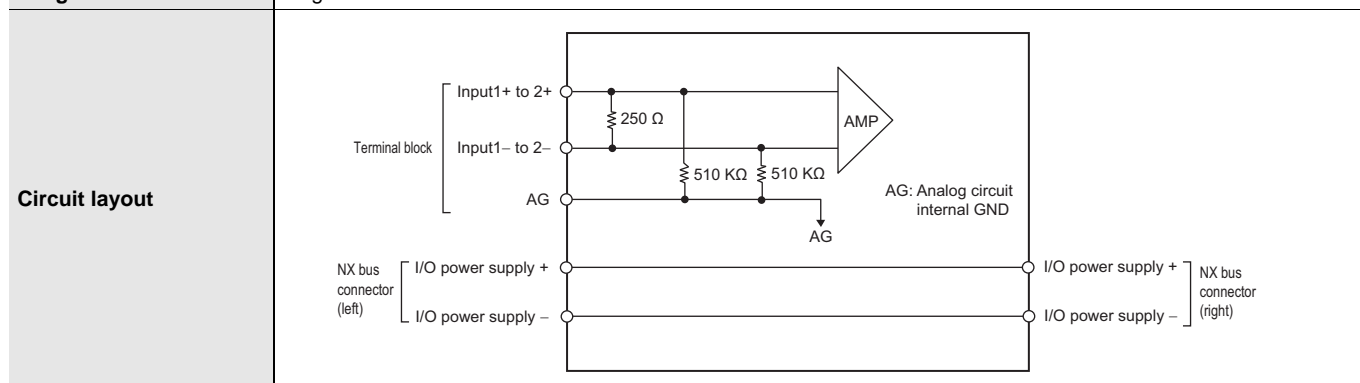
Installation orientation and restrictions
 Installation orientation: Possible in 6 orientations.
 Restrictions: No restrictions



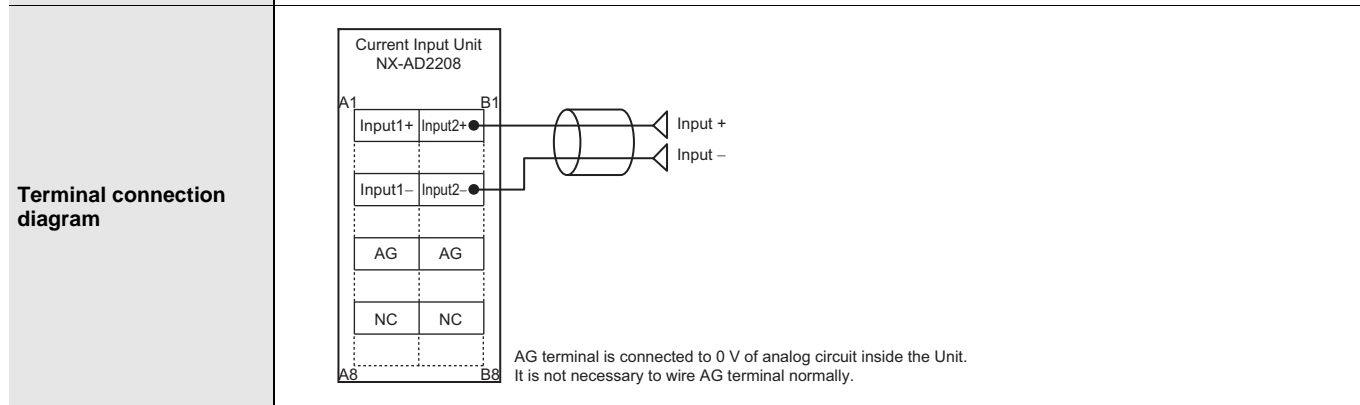
Input disconnection detection
 Supported.

Analog Input Unit (current input type) 2 points NX-AD2208

Unit name	Analog Input Unit (current input type)	Model	NX-AD2208	
Capacity	2 points	External connection terminals	Screwless clamping terminal block (8 terminals)	
I/O refreshing method	Selectable Synchronous I/O refreshing or Free-Run refreshing			
Indicator		Input method	Differential Input	
		Input range	4 to 20 mA	
		Input conversion range	-5 to 105% (full scale)	
		Absolute maximum rating	±30 mA	
		Input impedance	250 Ω	
		Resolution	1/30000 (full scale)	
		Overall accuracy	25°C	±0.1% (full scale)
			0 to 55°C	±0.2% (full scale)
Conversion time	10 μs/point			
Dimensions	12 (W) x 100 (H) x 71 (D)	Isolation method	Between the input and the NX bus: Power = Transformer, Signal = Digital isolator (no isolation between inputs)	
Insulation resistance	20 MΩ min. between isolated circuits (at 100 VDC)	Dielectric strength	510 VAC between isolated circuits for 1 minute at a leakage current of 5 mA max.	
I/O power supply method	No supply	Current capacity of I/O power supply terminal	Without I/O power supply terminals	
NX Unit power consumption	0.90 W max.	I/O current consumption	No consumption	
Weight	70 g max.			




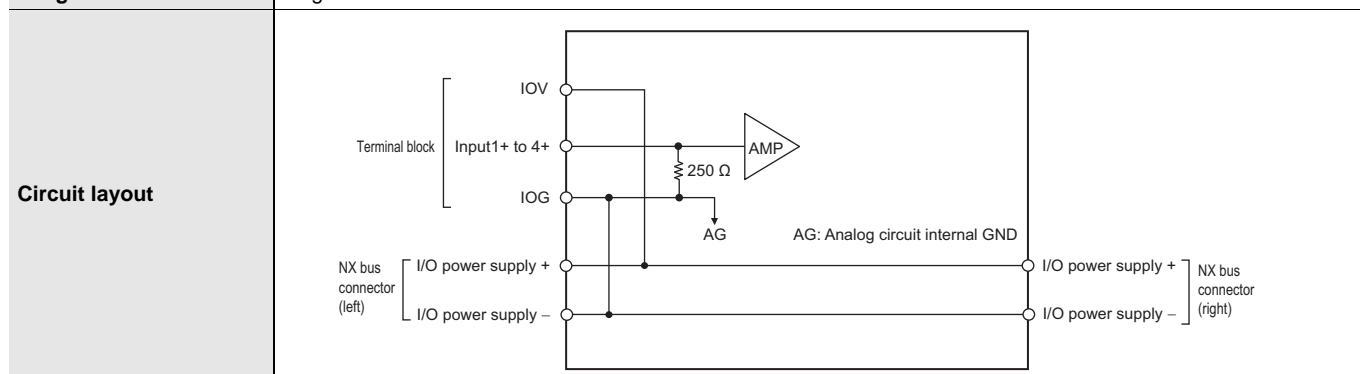
Installation orientation and restrictions
 Installation orientation: Possible in 6 orientations.
 Restrictions: No restrictions



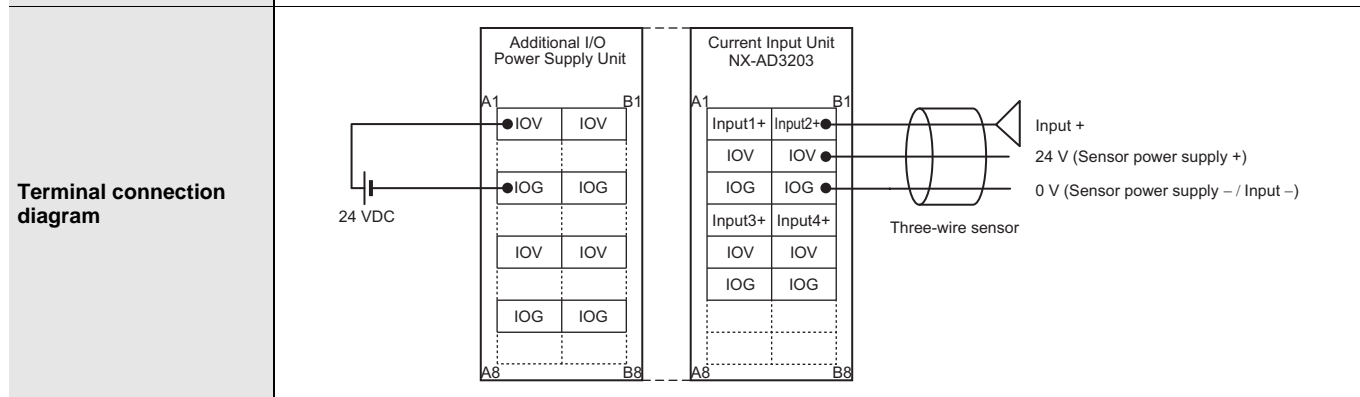
Input disconnection detection
 Supported.

Analog Input Unit (current input type) 4 points NX-AD3203

Unit name	Analog Input Unit (current input type)	Model	NX-AD3203	
Capacity	4 points	External connection terminals	Screwless clamping terminal block (12 terminals)	
I/O refreshing method	Free-Run refreshing			
Indicator	TS indicator 	Input method	Single-ended input	
		Input range	4 to 20 mA	
		Input conversion range	-5 to 105% (full scale)	
		Absolute maximum rating	±30 mA	
		Input impedance	250 Ω min.	
		Resolution	1/8000 (full scale)	
		Overall accuracy	25°C	±0.2% (full scale)
			0 to 55°C	±0.4% (full scale)
Conversion time	250 μs/point			
Dimensions	12 (W) x 100 (H) x 71 (D)	Isolation method	Between the input and the NX bus: Power = Transformer, Signal = Digital isolator (no isolation between inputs)	
Insulation resistance	20 MΩ min. between isolated circuits (at 100 VDC)	Dielectric strength	510 VAC between isolated circuits for 1 minute at a leakage current of 5 mA max.	
I/O power supply method	Supply from the NX bus	Current capacity of I/O power supply terminal	IOV: 0.1 A/terminal max., IOG: 0.1 A/terminal max.	
NX Unit power consumption	0.90 W max.	I/O current consumption	No consumption	
Weight	70 g max.			

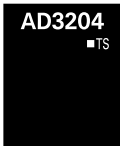


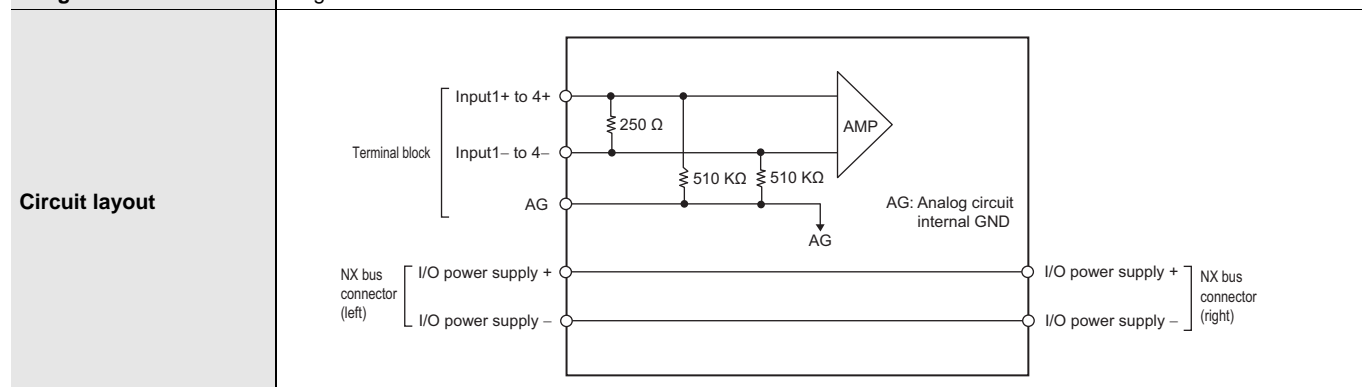
Installation orientation and restrictions
 Installation orientation: Possible in 6 orientations.
 Restrictions: No restrictions



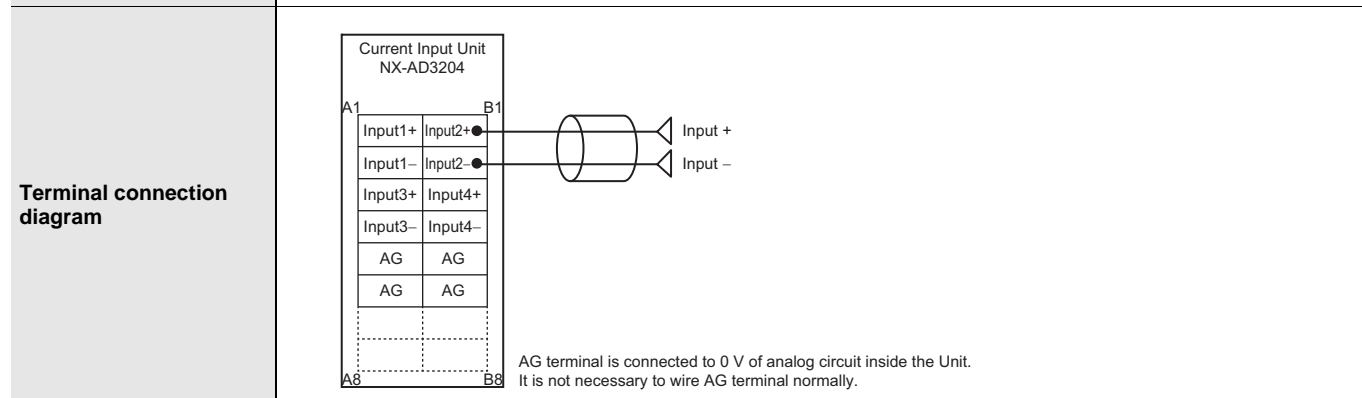
Input disconnection detection
 Supported.

Analog Input Unit (current input type) 4 points NX-AD3204

Unit name	Analog Input Unit (current input type)	Model	NX-AD3204				
Capacity	4 points	External connection terminals	Screwless clamping terminal block (12 terminals)				
I/O refreshing method	Free-Run refreshing						
Indicator	TS indicator 	Input method	Differential Input				
		Input range	4 to 20 mA				
		Input conversion range	-5 to 105% (full scale)				
		Absolute maximum rating	±30 mA				
		Input impedance	250 Ω min.				
		Resolution	1/8000 (full scale)				
		Overall accuracy	<table border="1"> <tr> <td>25°C</td> <td>±0.2% (full scale)</td> </tr> <tr> <td>0 to 55°C</td> <td>±0.4% (full scale)</td> </tr> </table>	25°C	±0.2% (full scale)	0 to 55°C	±0.4% (full scale)
		25°C	±0.2% (full scale)				
0 to 55°C	±0.4% (full scale)						
Conversion time	250 μs/point						
Dimensions	12 (W) x 100 (H) x 71 (D)	Isolation method	Between the input and the NX bus: Power = Transformer, Signal = Digital isolator (no isolation between inputs)				
Insulation resistance	20 MΩ min. between isolated circuits (at 100 VDC)	Dielectric strength	510 VAC between isolated circuits for 1 minute at a leakage current of 5 mA max.				
I/O power supply method	No supply	Current capacity of I/O power supply terminal	Without I/O power supply terminals				
NX Unit power consumption	0.90 W max.	I/O current consumption	No consumption				
Weight	70 g max.						

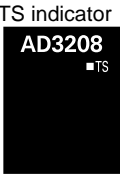


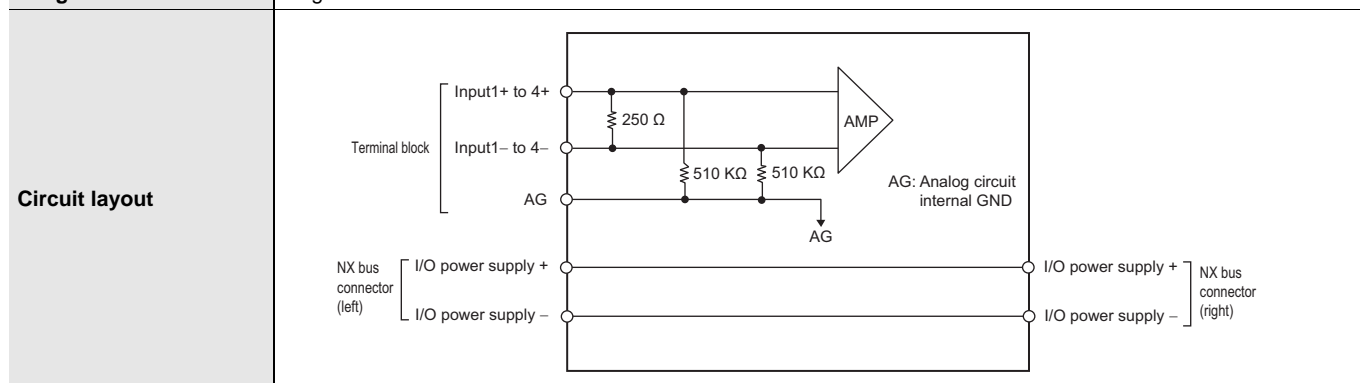
Installation orientation and restrictions
 Installation orientation: Possible in 6 orientations.
 Restrictions: No restrictions



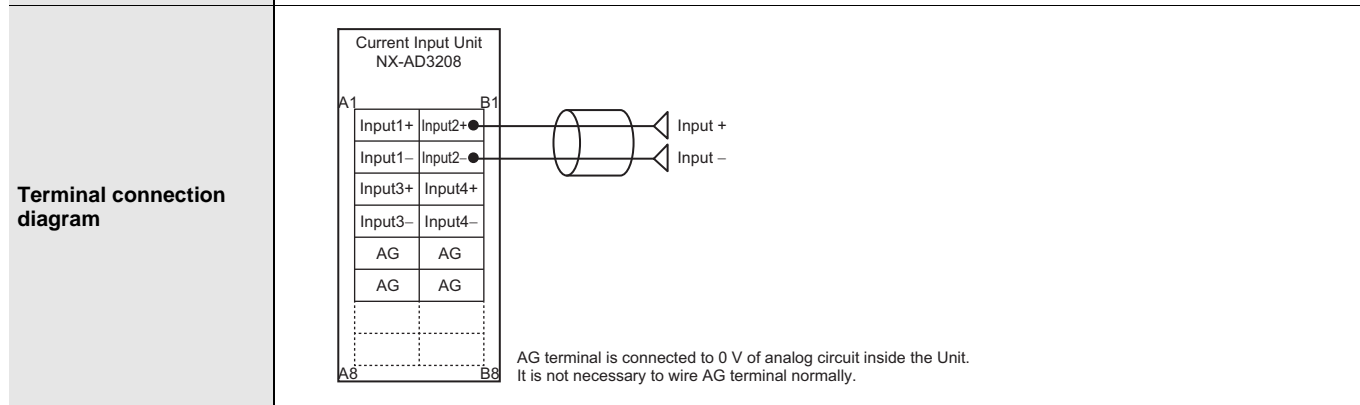
Input disconnection detection
 Supported.

Analog Input Unit (current input type) 4 points NX-AD3208

Unit name	Analog Input Unit (current input type)	Model	NX-AD3208	
Capacity	4 points	External connection terminals	Screwless clamping terminal block (12 terminals)	
I/O refreshing method	Selectable Synchronous I/O refreshing or Free-Run refreshing			
Indicator		Input method	Differential Input	
		Input range	4 to 20 mA	
		Input conversion range	-5 to 105% (full scale)	
		Absolute maximum rating	±30 mA	
		Input impedance	250 Ω min.	
		Resolution	1/30000 (full scale)	
		Overall accuracy	25°C	±0.1% (full scale)
			0 to 55°C	±0.2% (full scale)
Conversion time	10 μs/point			
Dimensions	12 (W) x 100 (H) x 71 (D)	Isolation method	Between the input and the NX bus: Power = Transformer, Signal = Digital isolator (no isolation between inputs)	
Insulation resistance	20 MΩ min. between isolated circuits (at 100 VDC)	Dielectric strength	510 VAC between isolated circuits for 1 minute at a leakage current of 5 mA max.	
I/O power supply method	No supply	Current capacity of I/O power supply terminal	Without I/O power supply terminals	
NX Unit power consumption	0.95 W max.	I/O current consumption	No consumption	
Weight	70 g max.			

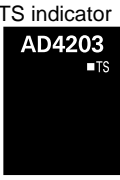


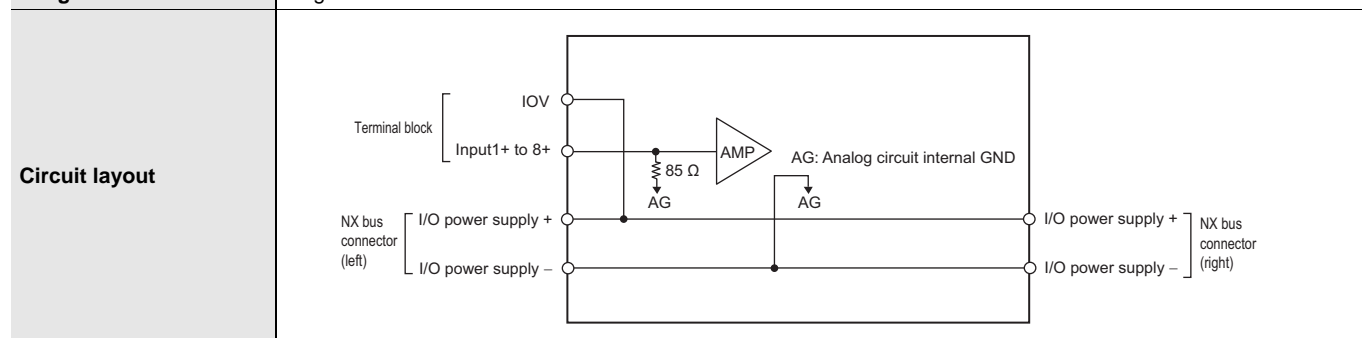
Installation orientation and restrictions
 Installation orientation: Possible in 6 orientations.
 Restrictions: No restrictions



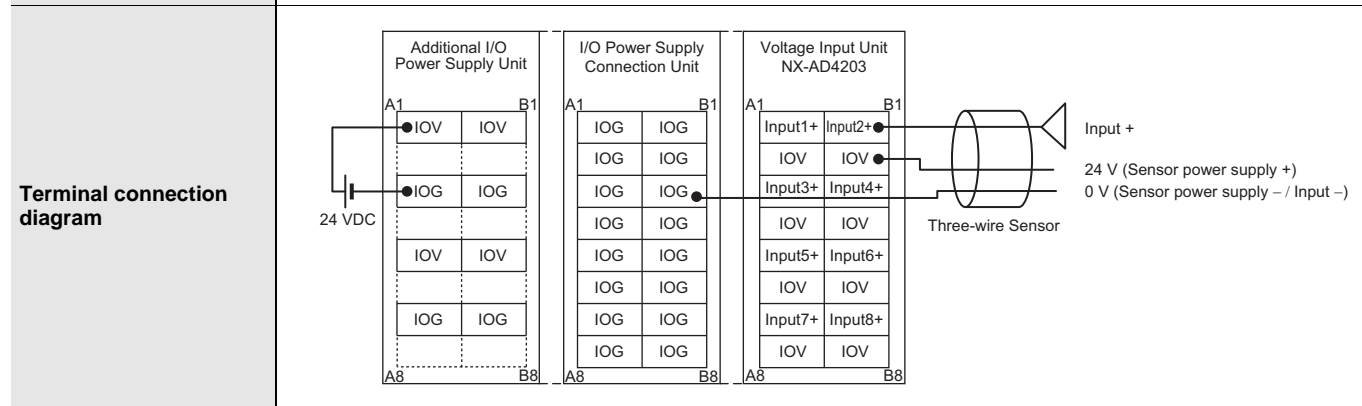
Input disconnection detection
 Supported.

Analog Input Unit (current input type) 8 points NX-AD4203

Unit name	Analog Input Unit (current input type)	Model	NX-AD4203	
Capacity	8 points	External connection terminals	Screwless clamping terminal block (16 terminals)	
I/O refreshing method	Free-Run refreshing			
Indicator		Input method	Single-ended input	
		Input range	4 to 20 mA	
		Input conversion range	-5 to 105% (full scale)	
		Absolute maximum rating	±30 mA	
		Input impedance	85 Ω	
		Resolution	1/8000 (full scale)	
		Overall accuracy	25°C	±0.2% (full scale)
			0 to 55°C	±0.4% (full scale)
Conversion time	250 μs/point			
Dimensions	12 (W) x 100 (H) x 71 (D)	Isolation method	Between the input and the NX bus: Power = Transformer, Signal = Digital isolator (no isolation between inputs)	
Insulation resistance	20 MΩ min. between isolated circuits (at 100 VDC)	Dielectric strength	510 VAC between isolated circuits for 1 minute at a leakage current of 5 mA max.	
I/O power supply method	Supply from the NX bus	Current capacity of I/O power supply terminal	IOV: 0.1 A/terminal max.	
NX Unit power consumption	1.05 W max.	I/O current consumption	No consumption	
Weight	70 g max.			

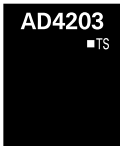


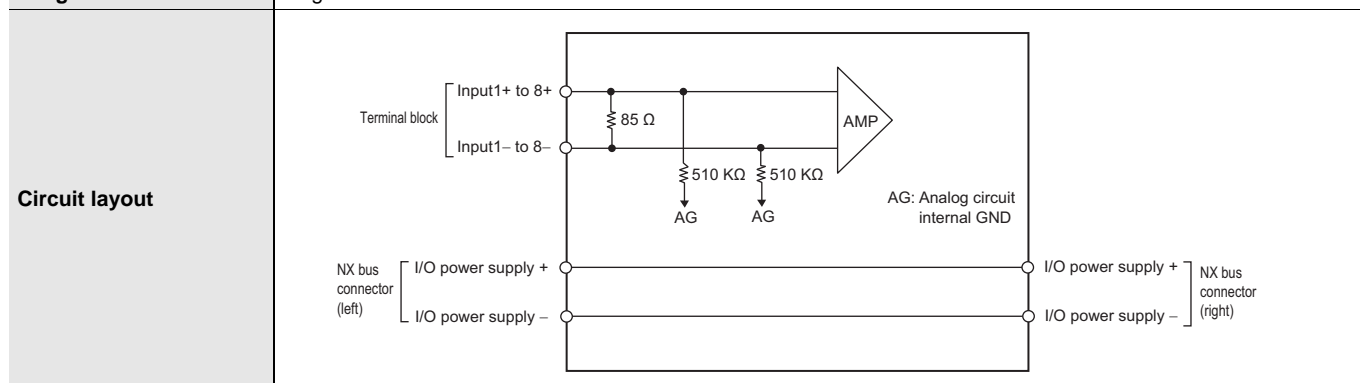
Installation orientation and restrictions
 Installation orientation: Possible in 6 orientations.
 Restrictions: No restrictions



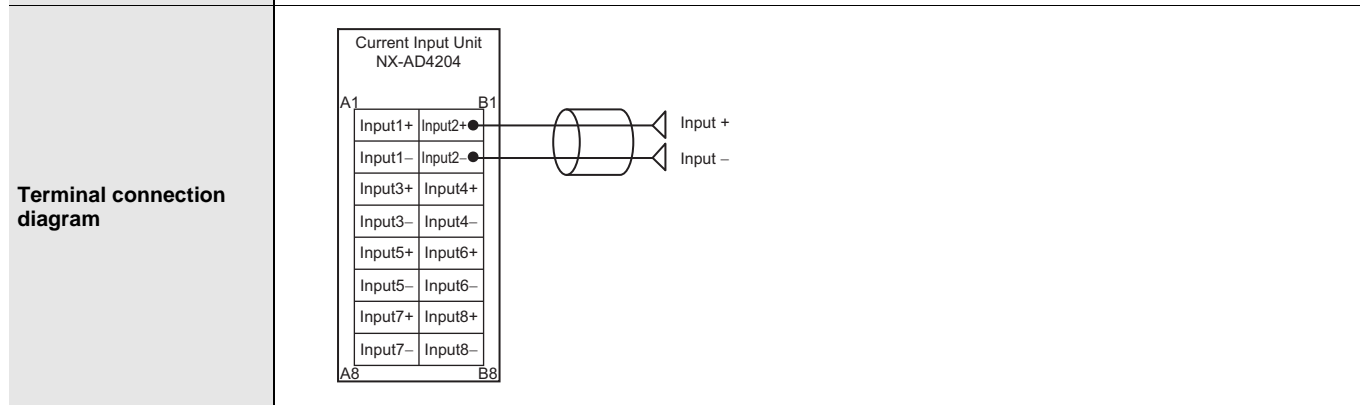
Input disconnection detection
 Supported.

Analog Input Unit (current input type) 8 points NX-AD4204

Unit name	Analog Input Unit (current input type)	Model	NX-AD4204	
Capacity	8 points	External connection terminals	Screwless clamping terminal block (16 terminals)	
I/O refreshing method	Free-Run refreshing			
Indicator	TS indicator 	Input method	Differential Input	
		Input range	4 to 20 mA	
		Input conversion range	-5 to 105% (full scale)	
		Absolute maximum rating	±30 mA	
		Input impedance	85 Ω	
		Resolution	1/8000 (full scale)	
		Overall accuracy	25°C	±0.2% (full scale)
			0 to 55°C	±0.4% (full scale)
Conversion time	250 μs/point			
Dimensions	12 (W) x 100 (H) x 71 (D)	Isolation method	Between the input and the NX bus: Power = Transformer, Signal = Digital isolator (no isolation between inputs)	
Insulation resistance	20 MΩ min. between isolated circuits (at 100 VDC)	Dielectric strength	510 VAC between isolated circuits for 1 minute at a leakage current of 5 mA max.	
I/O power supply method	No supply	Current capacity of I/O power supply terminal	Without I/O power supply terminals	
NX Unit power consumption	1.05 W max.	I/O current consumption	No consumption	
Weight	70 g max.			




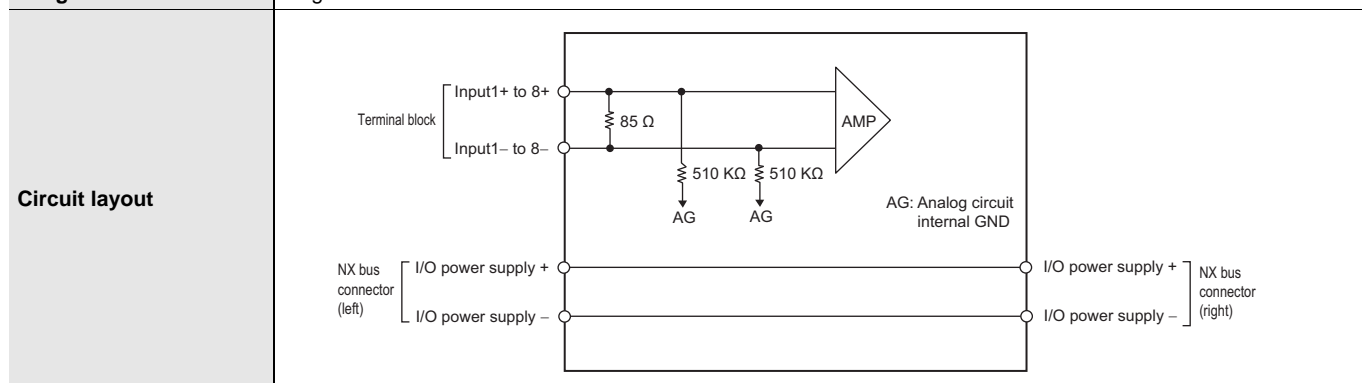
Installation orientation and restrictions
 Installation orientation: Possible in 6 orientations.
 Restrictions: No restrictions



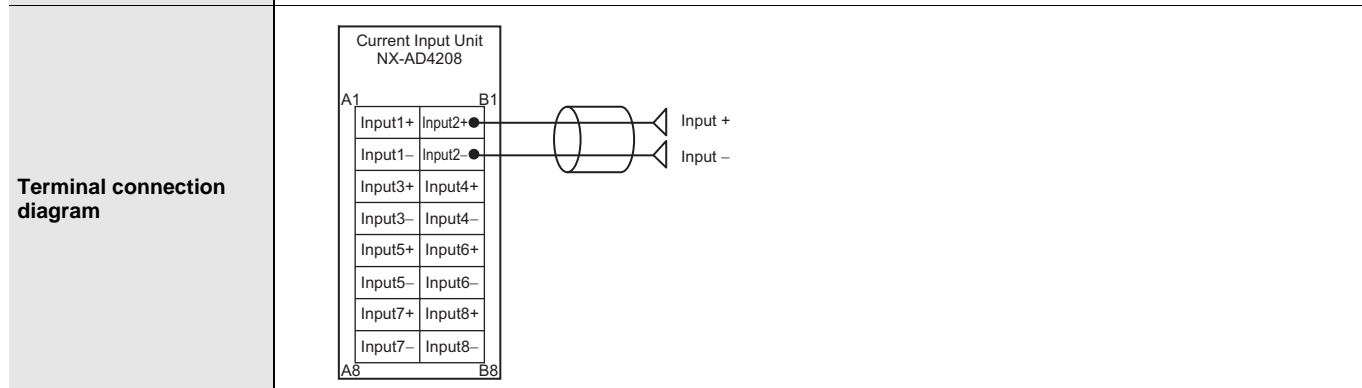
Input disconnection detection
 Supported.

Analog Input Unit (current input type) 8 points NX-AD4208

Unit name	Analog Input Unit (current input type)	Model	NX-AD4208	
Capacity	8 points	External connection terminals	Screwless clamping terminal block (16 terminals)	
I/O refreshing method	Selectable Synchronous I/O refreshing or Free-Run refreshing			
Indicator		Input method	Differential Input	
		Input range	4 to 20 mA	
		Input conversion range	-5 to 105% (full scale)	
		Absolute maximum rating	±30 mA	
		Input impedance	85 Ω	
		Resolution	1/30000 (full scale)	
		Overall accuracy	25°C	±0.1% (full scale)
			0 to 55°C	±0.2% (full scale)
Conversion time	10 μs/point			
Dimensions	12 (W) x 100 (H) x 71 (D)	Isolation method	Between the input and the NX bus: Power = Transformer, Signal = Digital isolator (no isolation between inputs)	
Insulation resistance	20 MΩ min. between isolated circuits (at 100 VDC)	Dielectric strength	510 VAC between isolated circuits for 1 minute at a leakage current of 5 mA max.	
I/O power supply method	No supply	Current capacity of I/O power supply terminal	Without I/O power supply terminals	
NX Unit power consumption	1.10 W max.	I/O current consumption	No consumption	
Weight	70 g max.			



Installation orientation and restrictions
 Installation orientation: Possible in 6 orientations.
 Restrictions: No restrictions



Input disconnection detection
 Supported.

Version Information

NX Series Analog Input Unit and Sysmac Studio

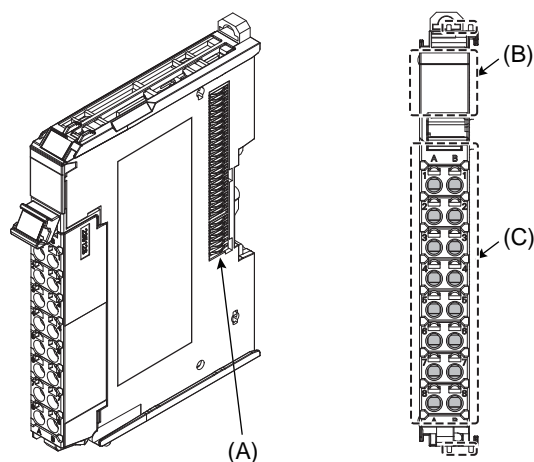
NX Series Analog Output Unit	Sysmac Studio	
	Version 1.05 or lower	Version 1.06 or higher
NX-AD□□□□	Not supported	Supported

External Interface

Analog Input Unit

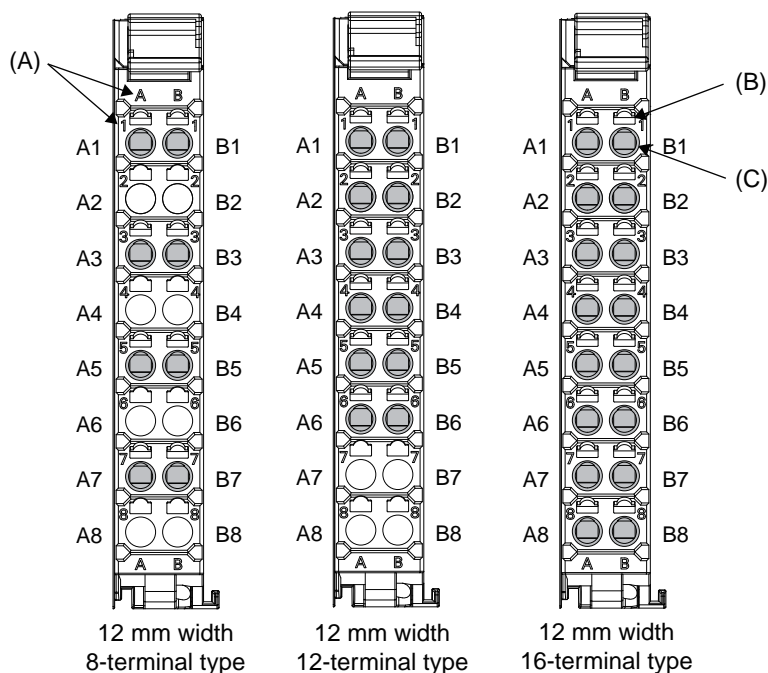
NX-AD□□□□

12mm Width



Symbol	Name	Function
(A)	NX bus connector	This connector is used to connect each Unit.
(B)	Indicators	The indicators show the current operating status of the Unit.
(C)	Terminal block	The terminal block is used to connect external devices. The number of terminals depends on the type of Unit.

Terminal Blocks



Symbol	Name	Function
(A)	Terminal number indications	Terminal numbers for which A to D indicate the column, and 1 to 8 indicate the line are displayed. The terminal number is a combination of column and line, so A1 to A8 and B1 to B8 are displayed. The terminal number indications are the same regardless of the number of terminals on the terminal block.
(B)	Release holes	Insert a flat-blade screwdriver into these holes to connect and remove the wires.
(C)	Terminal holes	The wires are inserted into these holes.

Applicable Wires

Using Ferrules

If you use ferrules, attach the twisted wires to them.

Observe the application instructions for your ferrules for the wire stripping length when attaching ferrules.

Always use one-pin ferrules. Do not use two-pin ferrules.

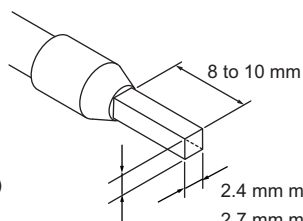
The applicable ferrules, wires, and crimping tool are given in the following table.

Terminal types	Manufacturer	Ferrule model number	Applicable wire (mm ² (AWG))	Crimping tool
Terminals other than ground terminals	Phoenix Contact	AI0,34-8	0.34 (#22)	Phoenix Contact (The figure in parentheses is the applicable wire size.) CRIMPFOX 6 (0.25 to 6 mm ² , AWG24 to 10)
		AI0,5-8	0.5 (#20)	
		AI0,5-10		
		AI0,75-8	0.75 (#18)	
		AI0,75-10		
		AI1,0-8	1.0 (#18)	
		AI1,0-10		
		AI1,5-8	1.5 (#16)	
Ground terminals		AI1,5-10		
Terminals other than ground terminals	Weidmuller	H0.14/12	0.14 (#26)	Weidmuller (The figure in parentheses is the applicable wire size.) PZ6 Roto (0.14 to 6 mm ² , AWG 26 to 10)
		H0.25/12	0.25 (#24)	
		H0.34/12	0.34 (#22)	
		H0.5/14	0.5 (#20)	
		H0.5/16		
		H0.75/14	0.75 (#18)	
		H0.75/16		
		H1.0/14	1.0 (#18)	
		H1.0/16		
		H1.5/14	1.5 (#16)	
		H1.5/16		

* Some AWG 14 wires exceed 2.0 mm² and cannot be used in the screwless clamping terminal block.

When you use any ferrules other than those in the above table, crimp them to the twisted wires so that the following processed dimensions are achieved.

Finished Dimensions of Ferrules



1.6 mm max. (except ground terminals)

2.0 mm max. (ground terminals)

2.4 mm max. (except ground terminals)

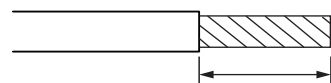
2.7 mm max. (ground terminals)

Using Twisted Wires/Solid Wires

If you use the twisted wires or the solid wires, the applicable wire range and conductor length (stripping length) are as follows.

Use the twisted wires to connect the ground wire to a ground of 100 Ω or less. Do not use the solid wires.

Terminal types	Applicable wires	Conductor length (stripping length)
Ground terminals	2.0 mm ²	9 to 10 mm
Terminals other than ground terminals	0.08 to 1.5 mm ² AWG28 to 16	8 to 10 mm



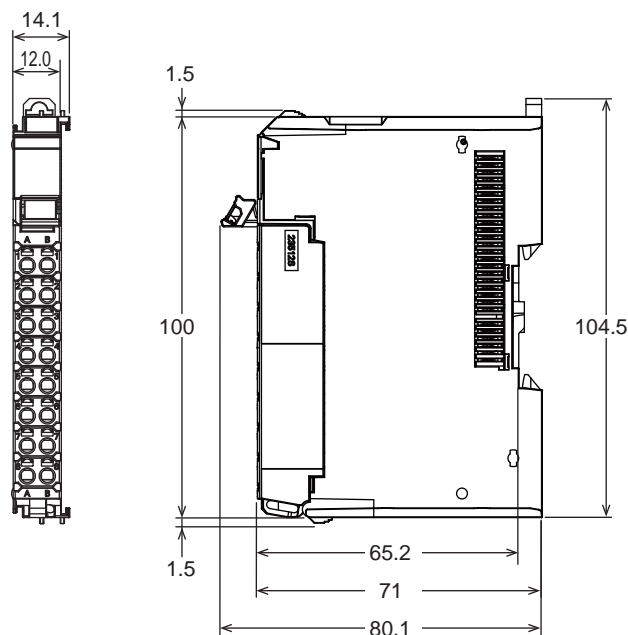
Conductor length (stripping length)

Dimensions

Analog Input Unit

NX-AD□□□□

12 mm Width



Related Manuals

Cat. No.	Model number	Manual name	Application	Description
W522	NX-AD□□□□ NX-DA□□□□ NX-TS□□□□	NX-series Analog I/O Units User's Manual	Learning how to use NX-series Analog I/O Units and Temperature Input Units	The hardware, setup methods, and functions of the NX-series Analog I/O Units and Temperature Input Units are described.

Terms and Conditions Agreement

Read and understand this catalog.

Please read and understand this catalog before purchasing the products. Please consult your OMRON representative if you have any questions or comments.

Warranties.

(a) Exclusive Warranty. Omron's exclusive warranty is that the Products will be free from defects in materials and workmanship for a period of twelve months from the date of sale by Omron (or such other period expressed in writing by Omron). Omron disclaims all other warranties, express or implied.

(b) Limitations. OMRON MAKES NO WARRANTY OR REPRESENTATION, EXPRESS OR IMPLIED, ABOUT NON-INFRINGEMENT, MERCHANTABILITY OR FITNESS FOR A PARTICULAR PURPOSE OF THE PRODUCTS. BUYER ACKNOWLEDGES THAT IT ALONE HAS DETERMINED THAT THE PRODUCTS WILL SUITABLY MEET THE REQUIREMENTS OF THEIR INTENDED USE.

Omron further disclaims all warranties and responsibility of any type for claims or expenses based on infringement by the Products or otherwise of any intellectual property right. (c) Buyer Remedy. Omron's sole obligation hereunder shall be, at Omron's election, to (i) replace (in the form originally shipped with Buyer responsible for labor charges for removal or replacement thereof) the non-complying Product, (ii) repair the non-complying Product, or (iii) repay or credit Buyer an amount equal to the purchase price of the non-complying Product; provided that in no event shall Omron be responsible for warranty, repair, indemnity or any other claims or expenses regarding the Products unless Omron's analysis confirms that the Products were properly handled, stored, installed and maintained and not subject to contamination, abuse, misuse or inappropriate modification. Return of any Products by Buyer must be approved in writing by Omron before shipment. Omron Companies shall not be liable for the suitability or unsuitability or the results from the use of Products in combination with any electrical or electronic components, circuits, system assemblies or any other materials or substances or environments. Any advice, recommendations or information given orally or in writing, are not to be construed as an amendment or addition to the above warranty.

See <http://www.omron.com/global/> or contact your Omron representative for published information.

Limitation on Liability; Etc.

OMRON COMPANIES SHALL NOT BE LIABLE FOR SPECIAL, INDIRECT, INCIDENTAL, OR CONSEQUENTIAL DAMAGES, LOSS OF PROFITS OR PRODUCTION OR COMMERCIAL LOSS IN ANY WAY CONNECTED WITH THE PRODUCTS, WHETHER SUCH CLAIM IS BASED IN CONTRACT, WARRANTY, NEGLIGENCE OR STRICT LIABILITY.

Further, in no event shall liability of Omron Companies exceed the individual price of the Product on which liability is asserted.

Suitability of Use.

Omron Companies shall not be responsible for conformity with any standards, codes or regulations which apply to the combination of the Product in the Buyer's application or use of the Product. At Buyer's request, Omron will provide applicable third party certification documents identifying ratings and limitations of use which apply to the Product. This information by itself is not sufficient for a complete determination of the suitability of the Product in combination with the end product, machine, system, or other application or use. Buyer shall be solely responsible for determining appropriateness of the particular Product with respect to Buyer's application, product or system. Buyer shall take application responsibility in all cases.

NEVER USE THE PRODUCT FOR AN APPLICATION INVOLVING SERIOUS RISK TO LIFE OR PROPERTY OR IN LARGE QUANTITIES WITHOUT ENSURING THAT THE SYSTEM AS A WHOLE HAS BEEN DESIGNED TO ADDRESS THE RISKS, AND THAT THE OMRON PRODUCT(S) IS PROPERLY RATED AND INSTALLED FOR THE INTENDED USE WITHIN THE OVERALL EQUIPMENT OR SYSTEM.

Programmable Products.

Omron Companies shall not be responsible for the user's programming of a programmable Product, or any consequence thereof.

Performance Data.

Data presented in Omron Company websites, catalogs and other materials is provided as a guide for the user in determining suitability and does not constitute a warranty. It may represent the result of Omron's test conditions, and the user must correlate it to actual application requirements. Actual performance is subject to the Omron's Warranty and Limitations of Liability.

Change in Specifications.

Product specifications and accessories may be changed at any time based on improvements and other reasons. It is our practice to change part numbers when published ratings or features are changed, or when significant construction changes are made. However, some specifications of the Product may be changed without any notice. When in doubt, special part numbers may be assigned to fix or establish key specifications for your application. Please consult with your Omron's representative at any time to confirm actual specifications of purchased Product.

Errors and Omissions.

Information presented by Omron Companies has been checked and is believed to be accurate; however, no responsibility is assumed for clerical, typographical or proofreading errors or omissions.